



BLUE-MASTER[®]
by *celesa*



MÈCHES À BOIS

MÈCHES À BOIS TROIS POINTES

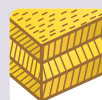

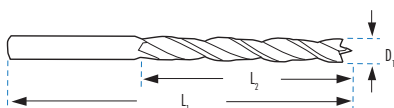
Mèches à bois

Gris

Réf. BM

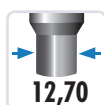


CV

Série
Standard

| D1 mm | | L1x L2 mm | € | SÉRIE LONGUE 300 mm | | SÉRIE EXTRA- LONGUE 450 mm | | | |
|----------|-------|--------------|-------|------------------------|--------------|-------------------------------|-----------|--------------|-------|
| | | | | | L1x L2 mm | € | | L1x L2 mm | € |
| 3,0 | BM03 | 59 x 35 | 1,24 | | | | | | |
| 4,0 | BM04 | 74 x 41 | 1,38 | | | | | | |
| 5,0 | BM05 | 82 x 55 | 1,49 | BM05X300 | 300x160 | 5,47 | | | |
| 6,0 | BM06 | 88 x 58 | 1,86 | BM06X300 | 300x160 | 5,07 | | | |
| 7,0 | BM07 | 110 x 70 | 2,06 | BM07X300 | 300x160 | 6,25 | | | |
| 8,0 | BM08 | 110 x 70 | 2,54 | BM08X300 | 300x160 | 5,78 | BM08X450 | 450x250 | 12,75 |
| 9,0 | BM09 | 110 x 70 | 3,00 | BM09X300 | 300x160 | 7,26 | BM09X450 | 450x250 | 14,40 |
| 10,0 | BM10 | 115 x 75 | 3,17 | BM10X300 | 300x160 | 7,43 | BM10X450 | 450x250 | 15,86 |
| 11,0 | BM11 | 135 x 85 | 3,97 | BM11X300 | 300x160 | 8,94 | BM11X450 | 450x250 | 17,28 |
| 12,0 | BM12 | 135 x 85 | 4,32 | BM12X300 | 300x160 | 8,99 | BM12X450 | 450x250 | 19,78 |
| 13,0 | BM13* | 135 x 90 | 4,57 | BM13X300* | 300x160 | 11,19 | BM13X450* | 450x250 | 22,20 |
| 14,0 | BM14* | 145 x 95 | 5,00 | BM14X300* | 300x160 | 12,35 | BM14X450* | 450x250 | 24,64 |
| 15,0 | BM15* | 160 x 95 | 5,90 | BM15X300* | 300x160 | 13,46 | | | |
| 16,0 | BM16* | 160 x 95 | 6,90 | BM16X300* | 300x160 | 16,02 | BM16X450* | 450x250 | 26,06 |
| 18,0 | BM18* | 160 x 100 | 11,08 | BM18X300* | 300x160 | 20,09 | BM18X450* | 450x250 | 31,79 |
| 20,0 | BM20* | 175 x 100 | 13,70 | BM20X300* | 300x160 | 22,37 | BM20X450* | 450x250 | 35,14 |
| 22,0 | BM22* | 209 x 140 | 18,55 | | | | | | |

* Tous les forets de Ø > à 13 mm sont à queue réduite




| RÉFÉRENCE | BM9334 | BM9335 | BM9333 |
|-----------|-------------------------|------------------------|-------------------------------------|
| QUANTITÉ | 5 | 5 | 8 |
| QUALITÉ | SÉRIE STANDARD | SÉRIE STANDARD | SÉRIE STANDARD |
| CONTENU | Ø 4 - 5 - 6 - 8 - 10 mm | Ø 3 - 4 - 5 - 6 - 8 mm | Ø 3 - 4 - 5 - 6 - 7 - 8 - 9 - 10 mm |
| PRIX € | 13,87 | 12,69 | 20,90 |

MÈCHES À BOIS TROIS POINTES PROFESSIONNELLES

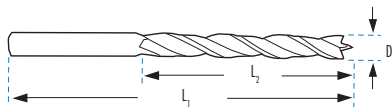
Réf. BMPR



HSS

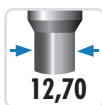


Série professionnelle



| D1 mm | | L1 x L2 mm | € | SÉRIE LONGUE | | SÉRIE EXTRA- LONGUE | | | |
|-------|---------|------------|-------|--------------|---------|---------------------|-------------|---------|-------|
| | | | | 245 mm | € | 400 mm | € | | |
| 3,0 | BMPR03 | 59 x 35 | 2,11 | | | | | | |
| 4,0 | BMPR04 | 74 x 41 | 2,29 | | | | | | |
| 5,0 | BMPR05 | 82 x 55 | 2,63 | | | | | | |
| 6,0 | BMPR06 | 88 x 58 | 3,48 | BMPR06X245 | 245x160 | 11,92 | BMPR06X400 | 400x160 | 28,12 |
| 7,0 | BMPR07 | 110 x 70 | 4,02 | | | | | | |
| 8,0 | BMPR08 | 110 x 70 | 4,76 | BMPR08X245 | 245x160 | 14,89 | BMPR08X400 | 400x160 | 28,12 |
| 9,0 | BMPR09 | 110 x 70 | 5,76 | | | | | | |
| 10,0 | BMPR10 | 115 x 75 | 6,25 | BMPR10X245 | 245x160 | 17,85 | BMPR10X400 | 400x160 | 33,61 |
| 11,0 | BMPR11 | 135 x 85 | 7,38 | | | | | | |
| 12,0 | BMPR12 | 135 x 85 | 8,15 | BMPR12X245 | 245x200 | 23,77 | BMPR12X400 | 400x250 | 39,42 |
| 13,0 | BMPR13* | 135 x 90 | 8,70 | | | | | | |
| 14,0 | BMPR14* | 145 x 95 | 9,53 | BMPR14X245* | 245x200 | 32,57 | BMPR14X400* | 400x250 | 53,28 |
| 15,0 | BMPR15* | 160 x 95 | 11,76 | | | | | | |
| 16,0 | BMPR16* | 165 x 95 | 13,98 | BMPR16X245* | 245x200 | 43,44 | BMPR16X400* | 400x250 | 67,50 |
| 18,0 | BMPR18* | 160 x 100 | 19,22 | BMPR18X245* | 245x200 | 46,53 | BMPR18X400* | 400x250 | 88,82 |
| 20,0 | BMPR20* | 175 x 100 | 25,49 | | | | | | |

* Tous les forets de Ø ≥ à 13 mm sont à queue réduite



| RÉFÉRENCE | BMPR9334 | BMPR9335 | BMPR9336 | BMPR9333 |
|-----------|-------------------------|------------------------|---------------------------------|-------------------------------------|
| QUANTITÉ | 5 | 5 | 7 | 8 |
| QUALITÉ | SÉRIE PROFESSIONNELLE | SÉRIE PROFESSIONNELLE | SÉRIE PROFESSIONNELLE | SÉRIE PROFESSIONNELLE |
| CONTENU | Ø 4 - 5 - 6 - 8 - 10 mm | Ø 3 - 4 - 5 - 6 - 8 mm | Ø 3 - 4 - 5 - 6 - 7 - 8 - 10 mm | Ø 3 - 4 - 5 - 6 - 7 - 8 - 9 - 10 mm |
| PRIX € | 22,77 | 21,15 | 32,16* | 36,30 |

* Jusqu'à fin de stock

MÈCHES À BOIS QUEUE HEXAGONALE TYPE "S" À SPIRALE UNIQUE

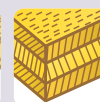
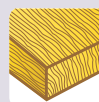
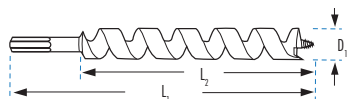
Mèches à bois

Gris

Réf. BM"S"



CV

Pour Ø 6 - Queue Cylindrique
Ø Supérieurs - Queue hexagonaleType
S

| D1 mm | 230 mm | | | SÉRIE LONGUE 460 mm | | | SÉRIE EXTRA- LONGUE 650 mm | | |
|----------|----------|--------------|--------|------------------------|--------------|--------|-------------------------------|--------------|--------|
| | BM | L1x L2 mm | € | BM | L1x L2 mm | € | BM | L1x L2 mm | € |
| 6,0 | BM06X230 | 230x160 | 16,30 | BM06X460 | 460x370 | 21,27 | BM06X650 | 650x550 | 27,77 |
| 8,0 | BM08X230 | 230x160 | 16,93 | BM08X460 | 460x370 | 21,78 | BM08X650 | 650x550 | 27,97 |
| 10,0 | BM10X230 | 230x160 | 16,93 | BM10X460 | 460x370 | 23,69 | BM10X650 | 650x550 | 33,12 |
| 12,0 | BM12X230 | 230x160 | 19,76 | BM12X460 | 460x370 | 25,68 | BM12X650 | 650x550 | 33,38 |
| 14,0 | BM14X230 | 230x160 | 20,60 | BM14X460 | 460x370 | 31,42 | BM14X650 | 650x550 | 47,90 |
| 15,0 | BM15X230 | 230x160 | 26,86 | | | | | | |
| 16,0 | BM16X230 | 230x160 | 23,09 | BM16X460 | 460x370 | 36,23 | BM16X650 | 650x550 | 56,79 |
| 17,0 | BM17X230 | 230x160 | 30,53 | | | | | | |
| 18,0 | BM18X230 | 230x160 | 25,98 | BM18X460 | 460x370 | 46,69 | BM18X650 | 650x550 | 83,90 |
| 20,0 | BM20X230 | 230x160 | 28,30 | BM20X460 | 460x370 | 52,31 | BM20X650 | 650x550 | 96,73 |
| 22,0 | BM22X230 | 230x160 | 30,91 | BM22X460 | 460x370 | 57,56 | BM22X650 | 650x550 | 107,15 |
| 24,0 | BM24X230 | 230x160 | 35,02 | BM24X460 | 460x370 | 63,07 | BM24X650 | 650x550 | 113,61 |
| 26,0 | BM26X230 | 230x160 | 39,65 | BM26X460 | 460x370 | 68,55 | BM26X650 | 650x550 | 118,55 |
| 28,0 | BM28X230 | 230x160 | 45,40 | BM28X460 | 460x370 | 74,28 | BM28X650 | 650x550 | 121,50 |
| 30,0 | BM30X230 | 230x160 | 52,31 | BM30X460 | 460x370 | 81,47 | BM30X650 | 650x550 | 126,86 |
| 32,0 | BM32X230 | 230x160 | 61,79 | BM32X460 | 460x370 | 90,51 | BM32X650 | 650x550 | 133,33 |
| 34,0 | BM34X230 | 230x160 | 85,44 | BM34X460 | 460x370 | 109,10 | BM34X650 | 650x550 | 137,70 |
| 36,0 | BM36X230 | 230x160 | 100,83 | BM36X460 | 460x370 | 122,94 | BM36X650 | 650x550 | 149,91 |
| 38,0 | BM38X230 | 230x160 | 115,70 | BM38X460 | 460x370 | 138,52 | BM38X650 | 650x550 | 163,97 |

COFFRETS DE MÈCHES À BOIS À SPIRALE UNIQUE TYPE "S"



Réf. BM9440

230 mm

| RÉFÉRENCE | BM9440 | BM9441 | BM9442 | BM9443 |
|-----------|---------------------------|-----------------------------|-----------------------|----------------------------|
| QUANTITÉ | 5 | 5 | 4 | 5 |
| QUALITÉ | SÉRIE STANDARD | SÉRIE STANDARD | SÉRIE STANDARD | SÉRIE STANDARD |
| CONTENU | Ø 6 - 8 - 10 - 12 - 14 mm | Ø 12 - 14 - 16 - 18 - 20 mm | Ø 8 - 10 - 12 - 14 mm | Ø 8 - 12 - 20 - 25 - 30 mm |
| PRIX € | 107,58 | 132,13 | 92,90 | 178,50 |

460 mm

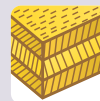

| RÉFÉRENCE | BM9540 | BM9541 | BM9542 | BM9543 |
|-----------|---------------------------|-----------------------------|-----------------------|----------------------------|
| QUANTITÉ | 5 | 5 | 4 | 5 |
| QUALITÉ | SÉRIE STANDARD | SÉRIE STANDARD | SÉRIE STANDARD | SÉRIE STANDARD |
| CONTENU | Ø 6 - 8 - 10 - 12 - 14 mm | Ø 12 - 14 - 16 - 18 - 20 mm | Ø 8 - 10 - 12 - 14 mm | Ø 8 - 12 - 20 - 25 - 30 mm |
| PRIX € | 186,09 | 240,14 | 165,51 | 336,80 |

MÈCHES À BOIS QUEUE SDS PLUS TYPE "S" À SPIRALE UNIQUE

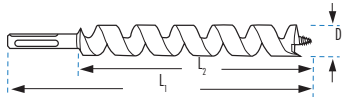
Réf. BMSDS



CV



Type S



| | | | | SÉRIE LONGUE | | | SÉRIE EXTRA- LONGUE | | |
|--------|-------------|-----------|--------|--------------|-----------|--------|---------------------|-----------|--------|
| 230 mm | | | | 460 mm | | | 650 mm | | |
| D1 mm | | L1x L2 mm | € | | L1x L2 mm | € | | L1x L2 mm | € |
| 6,0 | BMSDS06X230 | 230x160 | 24,43 | BMSDS06X460 | 460x370 | 31,91 | BMSDS06X650 | 650x550 | 41,67 |
| 8,0 | BMSDS08X230 | 230x160 | 25,41 | BMSDS08X460 | 460x370 | 32,64 | BMSDS08X650 | 650x550 | 41,98 |
| 10,0 | BMSDS10X230 | 230x160 | 25,41 | BMSDS10X460 | 460x370 | 35,51 | BMSDS10X650 | 650x550 | 49,65 |
| 12,0 | BMSDS12X230 | 230x160 | 29,64 | BMSDS12X460 | 460x370 | 38,51 | BMSDS12X650 | 650x550 | 50,06 |
| 14,0 | BMSDS14X230 | 230x160 | 30,91 | BMSDS14X460 | 460x370 | 47,13 | BMSDS14X650 | 650x550 | 71,85 |
| 16,0 | BMSDS16X230 | 230x160 | 34,63 | BMSDS16X460 | 460x370 | 54,32 | BMSDS16X650 | 650x550 | 85,18 |
| 18,0 | BMSDS18X230 | 230x160 | 38,97 | BMSDS18X460 | 460x370 | 70,04 | BMSDS18X650 | 650x550 | 125,83 |
| 20,0 | BMSDS20X230 | 230x160 | 42,46 | BMSDS20X460 | 460x370 | 78,47 | BMSDS20X650 | 650x550 | 145,08 |
| 22,0 | BMSDS22X230 | 230x160 | 46,38 | BMSDS22X460 | 460x370 | 86,34 | BMSDS22X650 | 650x550 | 160,70 |
| 24,0 | BMSDS24X230 | 230x160 | 52,52 | BMSDS24X460 | 460x370 | 94,63 | BMSDS24X650 | 650x550 | 170,42 |
| 25,0 | BMSDS25X230 | 230x160 | 59,45 | BMSDS25X460 | 460x370 | 102,83 | | | |
| 26,0 | BMSDS26X230 | 230x160 | 59,45 | BMSDS26X460 | 460x370 | 102,83 | BMSDS26X650 | 650x550 | 177,82 |
| 28,0 | BMSDS28X230 | 230x160 | 68,09 | BMSDS28X460 | 460x370 | 111,42 | BMSDS28X650 | 650x550 | 182,26 |
| 30,0 | BMSDS30X230 | 230x160 | 78,47 | BMSDS30X460 | 460x370 | 122,20 | BMSDS30X650 | 650x550 | 190,29 |
| 32,0 | BMSDS32X230 | 230x160 | 115,22 | BMSDS32X460 | 460x370 | 135,78 | BMSDS32X650 | 650x550 | 199,98 |
| 34,0 | BMSDS34X230 | 230x160 | 129,65 | BMSDS34X460 | 460x370 | 163,64 | BMSDS34X650 | 650x550 | 206,54 |
| 36,0 | BMSDS36X230 | 230x160 | 151,23 | BMSDS36X460 | 460x370 | 184,41 | BMSDS36X650 | 650x550 | 224,85 |
| 38,0 | BMSDS38X230 | 230x160 | 175,50 | BMSDS38X460 | 460x370 | 207,75 | BMSDS38X650 | 650x550 | 245,93 |

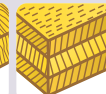
MÈCHES À BOIS EN CARBURE TYPE "S" À SPIRALE UNIQUE

Réf. BMMD

Type S



CARBURE



Géométrie avec pointe en carbure. Idéal pour bois très dur.



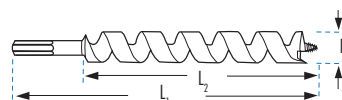

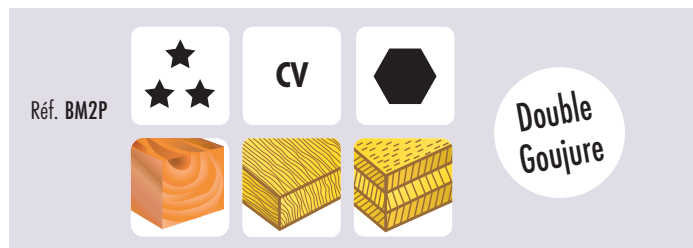
| SÉRIE STANDARD | | | | SÉRIE LONGUE | | | |
|----------------|------------|-----------|--------|--------------|------------|-----------|--------|
| 230 mm | | | | 460 mm | | | |
| D1 mm | | L1x L2 mm | € | D1 mm | | L1x L2 mm | € |
| 12,0 | BMMD12X230 | 230x160 | 47,96 | 18,0 | BMMD18X460 | 460x370 | 131,66 |
| 14,0 | BMMD14X230 | 230x160 | 56,37 | 20,0 | BMMD20X460 | 460x370 | 140,13 |
| 15,0 | BMMD15X230 | 230x160 | 56,62 | 22,0 | BMMD22X460 | 460x370 | 151,48 |
| 16,0 | BMMD16X230 | 230x160 | 56,62 | 24,0 | BMMD24X460 | 460x370 | 165,33 |
| 17,0 | BMMD17X230 | 230x160 | 60,17 | 26,0 | BMMD26X460 | 460x370 | 187,18 |
| 20,0 | BMMD20X230 | 230x160 | 74,59 | 28,0 | BMMD28X460 | 460x370 | 199,56 |
| 22,0 | BMMD22X230 | 230x160 | 80,67 | 30,0 | BMMD30X460 | 460x370 | 204,53 |
| 24,0 | BMMD24X230 | 230x160 | 91,00 | 32,0 | BMMD32X460 | 460x370 | 258,00 |
| 26,0 | BMMD26X230 | 230x160 | 117,55 | | | | |
| 28,0 | BMMD28X230 | 230x160 | 128,70 | | | | |
| 30,0 | BMMD30X230 | 230x160 | 136,23 | | | | |
| 32,0 | BMMD32X230 | 230x160 | 198,47 | | | | |

MÈCHES À BOIS DOUBLE GOUJURE

MÈCHES POUR LE PERÇAGE DU BOIS AVEC DES CLOUS TYPE "S"

Mèches à bois

Gris




| BM2P | | | |
|------------|----------|--------------|--------|
| | D1 mm | L1x L2 mm | € |
| BM2P06X230 | 6,0 | 230 x 160 | 25,05 |
| BM2P08X230 | 8,0 | 230 x 160 | 25,05 |
| BM2P10X230 | 10,0 | 230 x 160 | 25,05 |
| BM2P12X230 | 12,0 | 230 x 160 | 29,23 |
| BM2P14X230 | 14,0 | 230 x 160 | 30,50 |
| BM2P15X230 | 15,0 | 230 x 160 | 37,58 |
| BM2P16X230 | 16,0 | 230 x 160 | 34,16 |
| BM2P17X230 | 17,0 | 230 x 160 | 42,72 |
| BM2P18X230 | 18,0 | 230 x 160 | 38,81 |
| BM2P20X230 | 20,0 | 230 x 160 | 42,27 |
| BM2P22X230 | 22,0 | 230 x 160 | 46,20 |
| BM2P24X230 | 24,0 | 230 x 160 | 52,32 |
| BM2P26X230 | 26,0 | 230 x 160 | 59,21 |
| BM2P28X230 | 28,0 | 230 x 160 | 67,83 |
| BM2P30X230 | 30,0 | 230 x 160 | 78,15 |
| BM2P32X230 | 32,0 | 230 x 160 | 114,75 |
| BM2P34X230 | 34,0 | 230 x 160 | 123,15 |
| BM2P36X230 | 36,0 | 230 x 160 | 143,65 |
| BM2P38X230 | 38,0 | 230 x 160 | 166,71 |

| BMC | | | |
|-----------|----------|--------------|----------|
| | D1 mm | L1x L2 mm | € |
| BMC06X230 | 6,0 | 230 x 160 | 27,02 * |
| BMC08X230 | 8,0 | 230 x 160 | 27,02 * |
| BMC10X230 | 10,0 | 230 x 160 | 27,02 * |
| BMC14X230 | 14,0 | 230 x 160 | 32,88 * |
| BMC15X230 | 15,0 | 230 x 160 | 40,52 * |
| BMC16X230 | 16,0 | 230 x 160 | 36,82 * |
| BMC17X230 | 17,0 | 230 x 160 | 46,05 * |
| BMC18X230 | 18,0 | 230 x 160 | 41,86 * |
| BMC20X230 | 20,0 | 230 x 160 | 45,57 * |
| BMC22X230 | 22,0 | 230 x 160 | 49,79 * |
| BMC24X230 | 24,0 | 230 x 160 | 56,40 * |
| BMC26X230 | 26,0 | 230 x 160 | 63,86 * |
| BMC28X230 | 28,0 | 230 x 160 | 73,13 * |
| BMC30X230 | 30,0 | 230 x 160 | 84,26 * |
| BMC32X230 | 32,0 | 230 x 160 | 123,72 * |
| BMC34X230 | 34,0 | 230 x 160 | 132,75 * |
| BMC36X230 | 36,0 | 230 x 160 | 154,88 * |
| BMC38X230 | 38,0 | 230 x 160 | 179,76 * |

*jusque fin des stocks

MÈCHES POUR LE PERÇAGE DES TRAVERSES DE CHEMIN DE FER




NEW

Des mèches spéciales peuvent être fabriquées pour les machines :

- CEMBRE
- ROBEL
- GRAFFENSTADEN

| D1 mm | L1x L2 mm |
|----------|--------------|
| 14,0 | 180 x 300 |
| 16,0 | 180 x 300 |
| 18,0 | 180 x 300 |

• Sur demande



**MÈCHES À BOIS QUEUE HEXAGONALE
1/4" TYPE "S" À SPIRALE UNIQUE**

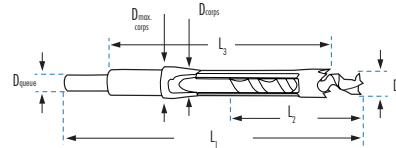
**MÈCHES À BOIS POUR
TROUS CARRÉS**



Réf. BMH




Réf. BMCC



| BMH | | | | |
|-----------|-------|------|------------|---------|
| | D1 mm | | L1 x L2 mm | € |
| BMH03X100 | 3,0 | 1/4" | 100 x 50 | 19,79 * |
| BMH04X100 | 4,0 | 1/4" | 100 x 50 | 19,23 * |
| BMH05X105 | 5,0 | 1/4" | 105 x 55 | 18,48 * |
| BMH06X105 | 6,0 | 1/4" | 105 x 55 | 16,79 * |
| BMH07X105 | 7,0 | 1/4" | 105 x 55 | 16,98 * |
| BMH08X105 | 8,0 | 1/4" | 105 x 55 | 17,64 * |
| BMH09X110 | 9,0 | 1/4" | 110 x 60 | 18,02 * |
| BMH10X110 | 10,0 | 1/4" | 110 x 60 | 18,11 * |
| BMH12X110 | 12,0 | 1/4" | 110 x 60 | 20,02 * |
| BMH13X110 | 13,0 | 1/4" | 110 x 60 | 22,29 * |
| BMH14X110 | 14,0 | 1/4" | 110 x 60 | 24,20 * |
| BMH15X110 | 15,0 | 1/4" | 110 x 60 | 25,74 * |
| BMH16X115 | 16,0 | 1/4" | 115 x 65 | 27,45 * |
| BMH17X115 | 17,0 | 1/4" | 115 x 65 | 28,22 * |
| BMH19X120 | 19,0 | 1/4" | 120 x 70 | 31,07 * |
| BMH22X120 | 22,0 | 3/8" | 120 x 70 | 35,64 * |
| BMH23X120 | 23,0 | 3/8" | 120 x 70 | 37,94 * |
| BMH24X120 | 24,0 | 3/8" | 120 x 70 | 39,46 * |
| BMH26X130 | 26,0 | 3/8" | 130 x 80 | 44,82 * |
| BMH27X130 | 27,0 | 3/8" | 130 x 80 | 46,73 * |
| BMH28X130 | 28,0 | 3/8" | 130 x 80 | 50,34 * |
| BMH29X130 | 29,0 | 3/8" | 130 x 80 | 53,40 * |
| BMH30X130 | 30,0 | 3/8" | 130 x 80 | 55,87 * |
| BMH33X140 | 33,0 | 3/8" | 140 x 90 | 65,98 * |
| BMH36X140 | 36,0 | 3/8" | 140 x 90 | 74,01 * |

*jusque fin des stocks

| BMCC | | | | | | | |
|--------|-------|------------|-------|------------|------------|-----------------|--------|
| | D1 mm | L1 x L2 mm | L3 mm | D queue mm | D corps mm | D max. corps mm | € |
| BMCC05 | 5,0 | 210 x 50 | 110 | 3,35 | 19,00 | 20,00 | 44,74 |
| BMCC06 | 6,0 | 210 x 50 | 110 | 4,50 | 19,00 | 20,50 | 44,74 |
| BMCC07 | 7,0 | 210 x 50 | 110 | 5,00 | 19,00 | 20,50 | 44,74 |
| BMCC08 | 8,0 | 210 x 50 | 110 | 5,80 | 19,00 | 20,50 | 44,74 |
| BMCC09 | 9,0 | 210 x 60 | 140 | 6,40 | 19,00 | 20,50 | 44,74 |
| BMCC10 | 10,0 | 210 x 80 | 140 | 6,75 | 19,00 | 20,50 | 44,74 |
| BMCC12 | 12,0 | 210 x 80 | 140 | 9,25 | 19,00 | 20,50 | 46,07 |
| BMCC13 | 13,0 | 210 x 80 | 140 | 9,75 | 19,00 | 20,50 | 46,07 |
| BMCC14 | 14,0 | 210 x 80 | 140 | 10,00 | 19,00 | 20,50 | 57,82 |
| BMCC16 | 16,0 | 218 x 100 | 160 | 12,00 | 19,00 | 23,50 | 65,95 |
| BMCC18 | 18,0 | 218 x 100 | 160 | 12,00 | 19,00 | 26,50 | 84,51 |
| BMCC22 | 22,0 | 218 x 100 | 160 | 12,00 | 19,00 | 32,00 | 113,47 |




MÈCHES À BOIS PLATES QUEUE HEXAGONALE DE 1/4"

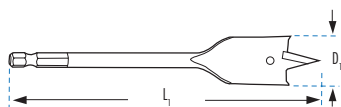
Mèches à bois

Gris

Réf. BMP/BMPL



CV

Hexagonale
1/4"

| BMP | | | |
|-------|----------|----------|-------|
| | D1 mm | L1 mm | € |
| BMP06 | 6,0 | 150 | 3,11 |
| BMP08 | 8,0 | 150 | 3,32 |
| BMP10 | 10,0 | 150 | 3,57 |
| BMP12 | 12,0 | 150 | 3,81 |
| BMP13 | 13,0 | 150 | 4,39 |
| BMP14 | 14,0 | 150 | 4,11 |
| BMP15 | 15,0 | 150 | 4,71 |
| BMP16 | 16,0 | 150 | 4,50 |
| BMP17 | 17,0 | 150 | 5,10 |
| BMP18 | 18,0 | 150 | 4,79 |
| BMP19 | 19,0 | 150 | 5,23 |
| BMP20 | 20,0 | 150 | 5,17 |
| BMP22 | 22,0 | 150 | 5,83 |
| BMP24 | 24,0 | 150 | 6,15 |
| BMP25 | 25,0 | 150 | 7,16 |
| BMP26 | 26,0 | 150 | 6,30 |
| BMP28 | 28,0 | 150 | 6,58 |
| BMP30 | 30,0 | 150 | 6,74 |
| BMP32 | 32,0 | 150 | 7,19 |
| BMP34 | 34,0 | 150 | 7,86 |
| BMP35 | 35,0 | 150 | 8,17 |
| BMP36 | 36,0 | 150 | 8,61 |
| BMP38 | 38,0 | 150 | 9,93 |
| BMP40 | 40,0 | 150 | 11,39 |

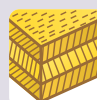
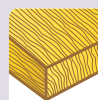

| BMPX400 | | | |
|-----------|----------|----------|-------|
| | D1 mm | L1 mm | € |
| BMP06X400 | 6,0 | 400 | 12,48 |
| BMP08X400 | 8,0 | 400 | 12,48 |
| BMP10X400 | 10,0 | 400 | 13,07 |
| BMP12X400 | 12,0 | 400 | 14,45 |
| BMP13X400 | 13,0 | 400 | 12,85 |
| BMP14X400 | 14,0 | 400 | 12,42 |
| BMP16X400 | 16,0 | 400 | 13,64 |
| BMP17X400 | 17,0 | 400 | 14,50 |
| BMP18X400 | 18,0 | 400 | 15,37 |
| BMP19X400 | 19,0 | 400 | 15,38 |
| BMP20X400 | 20,0 | 400 | 15,37 |
| BMP22X400 | 22,0 | 400 | 17,80 |
| BMP24X400 | 24,0 | 400 | 19,10 |
| BMP25X400 | 25,0 | 400 | 21,77 |
| BMP26X400 | 26,0 | 400 | 23,13 |
| BMP28X400 | 28,0 | 400 | 24,50 |
| BMP30X400 | 30,0 | 400 | 25,85 |
| BMP32X400 | 32,0 | 400 | 27,76 |
| BMP35X400 | 35,0 | 400 | 31,17 |
| BMP36X400 | 36,0 | 400 | 34,95 |
| BMP38X400 | 38,0 | 400 | 36,75 |
| BMP40X400 | 40,0 | 400 | 37,26 |

MÈCHES À BOUCHONNER

Réf. TM



CV



| TM | | | | |
|--------|----------|----------|---------|--------|
| | D1 mm | D2 mm | L mm | € |
| TM0800 | 8,0 | 11 | 140 | 47,81 |
| TM1000 | 10,0 | 11 | 140 | 51,20 |
| TM1200 | 12,0 | 13 | 140 | 60,44 |
| TM1500 | 15,0 | 13 | 140 | 79,73 |
| TM1600 | 16,0 | 13 | 140 | 81,12 |
| TM2000 | 20,0 | 13 | 140 | 92,11 |
| TM2200 | 22,0 | 13 | 140 | 101,08 |
| TM2500 | 25,0 | 13 | 140 | 111,05 |
| TM2600 | 26,0 | 13 | 140 | 113,04 |
| TM3000 | 30,0 | 13 | 140 | 125,01 |
| TM3500 | 35,0 | 16 | 160 | 138,98 |
| TM4000 | 40,0 | 16 | 160 | 159,29 |

MÈCHES À BOIS, 4 POINTES TYPE CASTOR, QUEUE HEXAGONALE

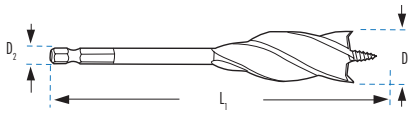
Réf. BM4P




HSS



Jusqu'à Ø26: Queue hexagonale 1/4"
Ø Supérieurs: Queue hexagonale 11 mm



COUPE PROPRE
PERÇAGE FACILE
HAUT RENDEMENT
TROUS DE HAUTE PRÉCISION

| BM4P | | | | | |
|--------|----------|---|----------|----------|-------|
| | D1 mm |  | D2 mm | L1 mm | € |
| BM4P10 | 10,0 | 1/4" | 6,35 | 165 | 16,84 |
| BM4P11 | 11,0 | 1/4" | 6,35 | 165 | 17,45 |
| BM4P12 | 12,0 | 1/4" | 6,35 | 165 | 16,67 |
| BM4P13 | 13,0 | 1/4" | 6,35 | 165 | 20,63 |
| BM4P15 | 15,0 | 1/4" | 6,35 | 165 | 20,63 |
| BM4P16 | 16,0 | 1/4" | 6,35 | 165 | 21,70 |
| BM4P18 | 18,0 | 1/4" | 6,35 | 165 | 23,10 |
| BM4P19 | 19,0 | 1/4" | 6,35 | 165 | 25,38 |
| BM4P20 | 20,0 | 1/4" | 6,35 | 165 | 27,23 |
| BM4P21 | 21,0 | 1/4" | 6,35 | 165 | 31,55 |
| BM4P22 | 22,0 | 1/4" | 6,35 | 165 | 29,73 |
| BM4P24 | 24,0 | 1/4" | 6,35 | 165 | 39,31 |
| BM4P25 | 25,0 | 1/4" | 6,35 | 165 | 33,75 |
| BM4P26 | 26,0 | 1/4" | 6,35 | 165 | 43,72 |
| BM4P28 | 28,0 | 7/16" | 11,11 | 165 | 45,64 |
| BM4P30 | 30,0 | 7/16" | 11,11 | 165 | 47,24 |
| BM4P32 | 32,0 | 7/16" | 11,11 | 165 | 43,21 |
| BM4P35 | 35,0 | 7/16" | 11,11 | 165 | 50,41 |
| BM4P38 | 38,0 | 7/16" | 11,11 | 165 | 54,83 |
| BM4P40 | 40,0 | 7/16" | 11,11 | 165 | 59,58 |



RALLONGE-ADAPTATEUR POUR QUEUE HEXAGONALE DE 6,35 mm (1/4")



| | DESCRIPTION | AM € |
|------------|---|---------|
| AMC60 | Hexagonale, LT 150 mm. | 8,99 |
| AMC60AR | Hexagonale, changement rapide, LT 150 mm. | 19,37 |
| AMC300 | Hexagonale, LT 300 mm. | 15,55 |
| AMSDS60 | SDS PLUS, LT 60 mm. | 15,70 |
| AMSDS60AR | SDS PLUS, changement rapide, LT 60 mm. | 31,42 |
| AMSDS300 | SDS PLUS, LT 300 mm. | 24,45 |
| AMSDS300AR | SDS PLUS, changement rapide, LT 300 mm. | 35,44 |

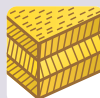
MÈCHES À BOIS DENTS EN CARBURE POUR CHARNIÈRES

MÈCHES À BOIS TYPE FORSTNER

Réf. BB



CARBURE



Réf. BMF



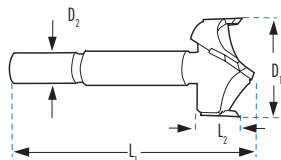
Réf. BMF1



CV



Jusqu'à Ø 65: Queue Cylindrique Ø Supérieurs: Queue Hexagonale



BB

| | D1 mm | D2 mm | L1 x L2 mm | € |
|--------|----------|----------|---------------|--------|
| *BB12B | 12,0 | 8 | 90 x 15 | 33,36 |
| *BB15B | 15,0 | 8 | 90 x 15 | 34,78 |
| *BB16B | 16,0 | 8 | 90 x 15 | 35,25 |
| *BB18B | 18,0 | 8 | 90 x 15 | 37,36 |
| *BB20B | 20,0 | 8 | 90 x 15 | 37,33 |
| *BB25B | 25,0 | 8 | 90 x 15 | 45,22 |
| *BB26B | 26,0 | 8 | 90 x 15 | 44,80 |
| *BB30B | 30,0 | 8 | 90 x 15 | 49,16 |
| *BB32B | 32,0 | 10 | 90 x 15 | 58,32 |
| *BB35B | 35,0 | 10 | 90 x 15 | 56,14 |
| *BB40B | 40,0 | 10 | 90 x 15 | 64,37 |
| BB50 | 50,0 | 10 | 90 x 15 | 69,68 |
| BB55 | 55,0 | 10 | 90 x 15 | 93,64 |
| BB60 | 60,0 | 12 | 90 x 15 | 101,83 |
| BB65 | 65,0 | 12 | 90 x 15 | 114,40 |
| BB70 | 70,0 | 12 | 90 x 15 | 126,86 |
| BB75 | 75,0 | 12 | 90 x 15 | 135,93 |
| BB80 | 80,0 | 12 | 90 x 15 | 152,01 |
| BB85 | 85,0 | 12 | 90 x 15 | 165,70 |
| BB90 | 90,0 | 12 | 90 x 15 | 192,74 |

* Outil sous blister

BMF



| | D1 mm | D2 mm | L1 mm | € |
|-------|----------|----------|----------|--------|
| BMF16 | 16,0 | 13 | 140 | 44,81 |
| BMF18 | 18,0 | 13 | 140 | 47,20 |
| BMF20 | 20,0 | 13 | 140 | 53,78 |
| BMF22 | 22,0 | 13 | 140 | 57,35 |
| BMF24 | 24,0 | 13 | 140 | 63,03 |
| BMF25 | 25,0 | 13 | 140 | 66,32 |
| BMF26 | 26,0 | 13 | 140 | 67,07 |
| BMF28 | 28,0 | 13 | 140 | 67,07 |
| BMF30 | 30,0 | 13 | 140 | 62,70 |
| BMF35 | 35,0 | 13 | 140 | 69,18 |
| BMF40 | 40,0 | 13 | 140 | 82,59 |
| BMF42 | 42,0 | 13 | 140 | 74,64 |
| BMF45 | 45,0 | 13 | 140 | 79,84 |
| BMF50 | 50,0 | 13 | 140 | 88,75 |
| BMF55 | 55,0 | 9 | 210 | 125,04 |
| BMF60 | 60,0 | 9 | 210 | 136,47 |
| BMF65 | 65,0 | 9 | 210 | 149,61 |
| BMF70 | 70,0 | 9 | 210 | 161,04 |
| BMF75 | 75,0 | 9 | 210 | 187,81 |
| BMF80 | 80,0 | 9 | 210 | 200,32 |
| BMF85 | 85,0 | 9 | 210 | 212,84 |
| BMF90 | 90,0 | 9 | 210 | 254,12 |

BMF1

| | D1 mm | D2 mm | L1 mm | € |
|--------|----------|----------|----------|--------|
| BMF106 | 6,0 | 8,0 | 90 | 12,36 |
| BMF108 | 8,0 | 8,0 | 90 | 12,36 |
| BMF110 | 10,0 | 8,0 | 90 | 12,87 |
| BMF111 | 11,0 | 8,0 | 90 | 13,41 |
| BMF112 | 12,0 | 8,0 | 90 | 13,92 |
| BMF113 | 13,0 | 8,0 | 90 | 14,24 |
| BMF114 | 14,0 | 8,0 | 90 | 14,61 |
| BMF115 | 15,0 | 8,0 | 90 | 14,61 |
| BMF116 | 16,0 | 8,0 | 90 | 15,30 |
| BMF118 | 18,0 | 8,0 | 90 | 18,57 |
| BMF119 | 19,0 | 8,0 | 90 | 19,86 |
| BMF120 | 20,0 | 8,0 | 90 | 17,30 |
| BMF121 | 21,0 | 8,0 | 90 | 20,33 |
| BMF122 | 22,0 | 8,0 | 90 | 19,51 |
| BMF124 | 24,0 | 8,0 | 90 | 19,94 |
| BMF125 | 25,0 | 8,0 | 90 | 20,49 |
| BMF126 | 26,0 | 8,0 | 90 | 21,99 |
| BMF127 | 27,0 | 8,0 | 90 | 22,43 |
| BMF128 | 28,0 | 8,0 | 90 | 19,30 |
| BMF130 | 30,0 | 8,0 | 90 | 19,30 |
| BMF132 | 32,0 | 10,0 | 90 | 23,49 |
| BMF134 | 34,0 | 10,0 | 90 | 24,83 |
| BMF135 | 35,0 | 10,0 | 90 | 26,66 |
| BMF136 | 36,0 | 10,0 | 90 | 27,55 |
| BMF138 | 38,0 | 10,0 | 90 | 29,37 |
| BMF140 | 40,0 | 10,0 | 90 | 29,82 |
| BMF141 | 41,0 | 10,0 | 90 | 31,64 |
| BMF143 | 43,0 | 10,0 | 90 | 32,96 |
| BMF144 | 44,0 | 10,0 | 90 | 34,79 |
| BMF145 | 45,0 | 10,0 | 90 | 34,57 |
| BMF146 | 46,0 | 10,0 | 90 | 36,58 |
| BMF148 | 48,0 | 10,0 | 90 | 38,83 |
| BMF149 | 49,0 | 10,0 | 90 | 40,17 |
| BMF150 | 50,0 | 10,0 | 90 | 38,17 |
| BMF151 | 51,0 | 10,0 | 90 | 41,55 |
| BMF152 | 52,0 | 10,0 | 90 | 43,37 |
| BMF154 | 54,0 | 10,0 | 90 | 45,16 |
| BMF157 | 57,0 | 12,5 | 159 | 65,04 |
| BMF160 | 60,0 | 12,5 | 159 | 69,10 |
| BMF163 | 63,0 | 12,5 | 159 | 74,10 |
| BMF166 | 66,0 | 12,5 | 159 | 81,26 |
| BMF170 | 70,0 | 12,5 | 159 | 90,78 |
| BMF173 | 73,0 | 12,5 | 159 | 99,80 |
| BMF176 | 76,0 | 12,5 | 159 | 108,83 |
| BMF179 | 79,0 | 12,5 | 159 | 126,45 |
| BMF183 | 83,0 | 12,5 | 159 | 142,71 |
| BMF186 | 86,0 | 12,5 | 159 | 161,24 |
| BMF189 | 89,0 | 12,5 | 159 | 147,82 |

MÈCHE POUR ASSEMBLAGE DE VIS DANS LE BOIS QUEUE HEXAGONALE 1/4

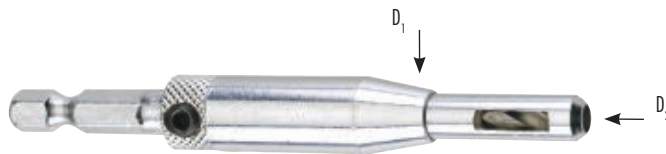

Réf. BM3



| | | | | BM3 |
|-------|-------|-------|-------|-------|
| | D1 mm | D2 mm | D3 mm | € |
| BM306 | 6,0 | 1,5 | 3,0 | 20,53 |
| BM308 | 8,0 | 2,0 | 3,5 | 20,53 |
| BM310 | 10,0 | 2,5 | 4,0 | 20,53 |
| BM312 | 12,0 | 2,5 | 4,0 | 20,53 |

MÈCHE À BOIS POUR INSTALLATION DE SERRURE ET CHARNIÈRE QUEUE HEXAGONALE 1/4


Réf. BM4





| | | | | BM4 |
|-------|-------|-------|--|-------|
| | D1 mm | D2 mm | | € |
| BM406 | 6,0 | 2,0 | | 15,80 |
| BM408 | 8,0 | 2,7 | | 15,80 |
| BM410 | 10,0 | 3,5 | | 15,80 |
| BM412 | 12,0 | 4,5 | | 15,80 |

MÈCHE À BOIS CV À CHANFREINER QUEUE CYLINDRIQUE ET HEXAGONALE 1/4

Réf. BM5



Réf. BM6



| | | | | BM5 |
|-------|-------|-------|--|-------|
| | D1 mm | D2 mm | | € |
| BM506 | 6,0 | 2,3 | | 29,07 |
| BM508 | 8,0 | 2,7 | | 29,07 |
| BM510 | 10,0 | 3,1 | | 29,07 |
| BM512 | 12,0 | 3,5 | | 29,07 |

| | | | | BM6 |
|-------|-------|-------|--|------|
| | D1 mm | D2 mm | | € |
| BM603 | 16,0 | 3,0 | | 7,00 |
| BM604 | 16,0 | 4,0 | | 7,31 |
| BM605 | 16,0 | 5,0 | | 8,23 |
| BM606 | 16,0 | 6,0 | | 8,44 |
| BM607 | 16,0 | 7,0 | | 8,97 |

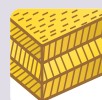
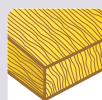
| | | | | BM6 |
|-------|-------|-------|--|-------|
| | D1 mm | D2 mm | | € |
| BM608 | 16,0 | 8,0 | | 9,01 |
| BM609 | 16,0 | 9,0 | | 9,49 |
| BM610 | 16,0 | 10,0 | | 9,63 |
| BM611 | 20,0 | 11,0 | | 18,45 |
| BM612 | 20,0 | 12,0 | | 20,38 |

MÈCHES EXTENSIBLES À BOIS CV

Réf. BME



CV



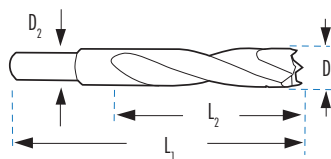
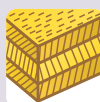

| | | BME |
|-----------|----------|-------|
| | CAPACITÉ | € |
| BME 15/45 | 15-45 | 49,71 |
| BME 25/75 | 25-75 | 63,91 |

FORET 3 POINTES CARBURE POUR LE BOIS

Réf. BMMD



CARBURE



| | | | | BMMD |
|--------|----------|----------|---------------|--------|
| | D1 mm | D2 mm | L1 x L2 mm | € |
| BMMD03 | 3,0 | 3,0 | 75 x 35 | 8,44 |
| BMMD04 | 4,0 | 4,0 | 75 x 35 | 9,00 |
| BMMD05 | 5,0 | 4,0 | 86 x 52 | 9,44 |
| BMMD06 | 6,0 | 5,0 | 98 x 57 | 9,56 |
| BMMD07 | 7,0 | 6,0 | 100 x 60 | 10,08 |
| BMMD08 | 8,0 | 7,0 | 102 x 63 | 10,34 |
| BMMD09 | 9,0 | 8,0 | 102 x 63 | 10,85 |
| BMMD10 | 10,0 | 9,0 | 102 x 63 | 12,15 |
| BMMD11 | 11,0 | 10,0 | 110 x 63 | 13,64 |
| BMMD12 | 12,0 | 11,5 | 110 x 63 | 16,83 |
| BMMD13 | 13,0 | 11,5 | 110 x 63 | 19,04 |
| BMMD14 | 14,0 | 12,7 | 110 x 63 | 29,26 |
| BMMD15 | 15,0 | 12,7 | 110 x 63 | 37,53 |
| BMMD16 | 16,0 | 12,7 | 110 x 63 | 44,76 |
| BMMD18 | 18,0 | 12,7 | 140 x 63 | 55,19 |
| BMMD20 | 20,0 | 12,7 | 140 x 63 | 62,85 |
| BMMD22 | 22,0 | 12,7 | 140 x 63 | 74,61 |
| BMMD24 | 24,0 | 12,7 | 170 x 63 | 97,56 |
| BMMD25 | 25,0 | 12,7 | 170 x 63 | 116,34 |
| BMMD26 | 26,0 | 12,7 | 170 x 63 | 138,37 |
| BMMD28 | 28,0 | 12,7 | 170 x 63 | 151,32 |
| BMMD30 | 30,0 | 12,7 | 170 x 63 | 178,78 |

FRAISE À CHANFREINER À BOIS



Réf. AV26

| AV25 | | | |
|----------|----------|----------|-------|
| | D1 mm | D2 mm | € |
| AV250312 | 3,0 | 12 | 10,01 |
| AV250412 | 4,0 | 12 | 10,01 |
| AV250512 | 5,0 | 12 | 10,01 |
| AV250612 | 6,0 | 12 | 10,01 |
| AV26 | | | |
| | D1 mm | D2 mm | € |
| AV260316 | 3,0 | 16 | 13,45 |
| AV260416 | 4,0 | 16 | 13,45 |
| AV260516 | 5,0 | 16 | 13,45 |
| AV260616 | 6,0 | 16 | 13,45 |
| AV260816 | 8,0 | 16 | 13,45 |

BUTOIRS DE LIMITATION DE PROFONDEUR
POUR FORETS À QUEUE CYLINDRIQUE

Réf. TOPE

| TOPE | | |
|--------|----------|-------|
| | D1 mm | € |
| TOPE03 | 3,0 | 4,71 |
| TOPE04 | 4,0 | 5,28 |
| TOPE05 | 5,0 | 5,76 |
| TOPE06 | 6,0 | 6,45 |
| TOPE08 | 8,0 | 6,87 |
| TOPE10 | 10,0 | 7,27 |
| TOPE12 | 12,0 | 13,55 |


MÈCHES À BOIS CV POUR COFFRAGE QUEUE CYLINDRIQUE

Réf. BE



CV

DIN 7490



Queue vissée au corps de la mèche



Réf. BE06X400



Réf. BE06X600



Réf. BE06X800



Réf. BE06X1000

| LONGUEUR 400 mm | | | |
|-----------------|-------|-------|--------|
| | | | BE |
| | D1 mm | L1 mm | € |
| BE06X400 | 6,0 | 400 | 17,85 |
| BE08X400 | 8,0 | 400 | 18,42 |
| BE10X400 | 10,0 | 400 | 21,93 |
| BE12X400 | 12,0 | 400 | 28,41 |
| BE14X400 | 14,0 | 400 | 31,44 |
| BE16X400 | 16,0 | 400 | 36,58 |
| BE18X400 | 18,0 | 400 | 44,72 |
| BE20X400 | 20,0 | 400 | 60,35 |
| BE22X400 | 22,0 | 400 | 80,60 |
| BE24X400 | 24,0 | 400 | 91,79 |
| BE26X400 | 26,0 | 400 | 103,87 |
| BE28X400 | 28,0 | 400 | 113,21 |
| BE30X400 | 30,0 | 400 | 119,44 |

| LONGUEUR 600 mm | | | |
|-----------------|-------|-------|--------|
| | | | BE |
| | D1 mm | L1 mm | € |
| BE06X600 | 6,0 | 600 | 19,70 |
| BE08X600 | 8,0 | 600 | 19,90 |
| BE10X600 | 10,0 | 600 | 22,80 |
| BE12X600 | 12,0 | 600 | 29,81 |
| BE14X600 | 14,0 | 600 | 32,57 |
| BE16X600 | 16,0 | 600 | 37,72 |
| BE18X600 | 18,0 | 600 | 45,87 |
| BE20X600 | 20,0 | 600 | 61,27 |
| BE22X600 | 22,0 | 600 | 81,74 |
| BE24X600 | 24,0 | 600 | 95,69 |
| BE26X600 | 26,0 | 600 | 105,27 |
| BE28X600 | 28,0 | 600 | 114,59 |
| BE30X600 | 30,0 | 600 | 121,39 |

| LONGUEUR 800 mm | | | |
|-----------------|-------|-------|--------|
| | | | BE |
| | D1 mm | L1 mm | € |
| BE06X800 | 6,0 | 800 | 23,46 |
| BE08X800 | 8,0 | 800 | 26,54 |
| BE10X800 | 10,0 | 800 | 29,53 |
| BE12X800 | 12,0 | 800 | 36,06 |
| BE14X800 | 14,0 | 800 | 41,31 |
| BE16X800 | 16,0 | 800 | 48,27 |
| BE18X800 | 18,0 | 800 | 57,46 |
| BE20X800 | 20,0 | 800 | 72,72 |
| BE22X800 | 22,0 | 800 | 94,85 |
| BE24X800 | 24,0 | 800 | 108,69 |
| BE26X800 | 26,0 | 800 | 118,16 |
| BE28X800 | 28,0 | 800 | 127,39 |
| BE30X800 | 30,0 | 800 | 133,63 |

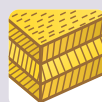

| LONGUEUR 1000 mm | | | |
|------------------|-------|-------|--------|
| | | | BE |
| | D1 mm | L1 mm | € |
| BE06X1000 | 6,0 | 1000 | 26,59 |
| BE08X1000 | 8,0 | 1000 | 27,68 |
| BE10X1000 | 10,0 | 1000 | 31,20 |
| BE12X1000 | 12,0 | 1000 | 37,62 |
| BE14X1000 | 14,0 | 1000 | 42,92 |
| BE16X1000 | 16,0 | 1000 | 61,14 |
| BE18X1000 | 18,0 | 1000 | 61,14 |
| BE20X1000 | 20,0 | 1000 | 76,38 |
| BE22X1000 | 22,0 | 1000 | 98,76 |
| BE24X1000 | 24,0 | 1000 | 112,84 |
| BE26X1000 | 26,0 | 1000 | 121,81 |
| BE28X1000 | 28,0 | 1000 | 127,53 |
| BE30X1000 | 30,0 | 1000 | 137,56 |

MÈCHES À BOIS CV POUR COFFRAGE QUEUE SDS-PLUS

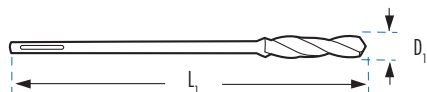
Réf. BESDS



CV

DIN
7490

Queue vissée au corps de la mèche



Réf. BESDS06X400

Réf. BESDS06X600

Réf. BESDS06X800

Réf. BESDS06X1000

| LONGUEUR 400 mm | | | |
|-----------------|----------|----------|--------|
| BESDS | | | |
| | D1 mm | L1 mm | € |
| BESDS06X400 | 6,0 | 400 | 33,06 |
| BESDS08X400 | 8,0 | 400 | 34,09 |
| BESDS10X400 | 10,0 | 400 | 32,84 |
| BESDS12X400 | 12,0 | 400 | 33,24 |
| BESDS14X400 | 14,0 | 400 | 38,34 |
| BESDS16X400 | 16,0 | 400 | 42,55 |
| BESDS18X400 | 18,0 | 400 | 56,86 |
| BESDS20X400 | 20,0 | 400 | 68,89 |
| BESDS22X400 | 22,0 | 400 | 87,99 |
| BESDS24X400 | 24,0 | 400 | 130,46 |
| BESDS26X400 | 26,0 | 400 | 149,50 |
| BESDS28X400 | 28,0 | 400 | 161,99 |
| BESDS30X400 | 30,0 | 400 | 183,20 |

| LONGUEUR 600 mm | | | |
|-----------------|----------|----------|--------|
| BESDS | | | |
| | D1 mm | L1 mm | € |
| BESDS06X600 | 6,0 | 600 | 34,05 |
| BESDS08X600 | 8,0 | 600 | 36,60 |
| BESDS10X600 | 10,0 | 600 | 34,02 |
| BESDS12X600 | 12,0 | 600 | 34,82 |
| BESDS14X600 | 14,0 | 600 | 40,13 |
| BESDS16X600 | 16,0 | 600 | 43,74 |
| BESDS18X600 | 18,0 | 600 | 60,88 |
| BESDS20X600 | 20,0 | 600 | 71,16 |
| BESDS22X600 | 22,0 | 600 | 91,39 |
| BESDS24X600 | 24,0 | 600 | 150,12 |
| BESDS26X600 | 26,0 | 600 | 164,37 |
| BESDS28X600 | 28,0 | 600 | 184,57 |
| BESDS30X600 | 30,0 | 600 | 207,23 |

| LONGUEUR 800 mm | | | |
|-----------------|----------|----------|--------|
| BESDS | | | |
| | D1 mm | L1 mm | € |
| BESDS06X800 | 6,0 | 800 | 34,25 |
| BESDS08X800 | 8,0 | 800 | 37,60 |
| BESDS10X800 | 10,0 | 800 | 37,84 |
| BESDS12X800 | 12,0 | 800 | 38,17 |
| BESDS14X800 | 14,0 | 800 | 50,63 |
| BESDS16X800 | 16,0 | 800 | 54,89 |
| BESDS18X800 | 18,0 | 800 | 75,00 |
| BESDS20X800 | 20,0 | 800 | 86,40 |
| BESDS22X800 | 22,0 | 800 | 103,46 |
| BESDS24X800 | 24,0 | 800 | 175,95 |
| BESDS26X800 | 26,0 | 800 | 180,69 |
| BESDS28X800 | 28,0 | 800 | 210,30 |
| BESDS30X800 | 30,0 | 800 | 234,38 |

| LONGUEUR 1000 mm | | | |
|------------------|----------|----------|--------|
| BESDS | | | |
| | D1 mm | L1 mm | € |
| BESDS06X1000 | 6,0 | 1000 | 33,16 |
| BESDS08X1000 | 8,0 | 1000 | 38,69 |
| BESDS10X1000 | 10,0 | 1000 | 39,09 |
| BESDS12X1000 | 12,0 | 1000 | 39,52 |
| BESDS14X1000 | 14,0 | 1000 | 58,95 |
| BESDS16X1000 | 16,0 | 1000 | 62,97 |
| BESDS18X1000 | 18,0 | 1000 | 84,84 |
| BESDS20X1000 | 20,0 | 1000 | 97,30 |
| BESDS22X1000 | 22,0 | 1000 | 108,03 |
| BESDS24X1000 | 24,0 | 1000 | 202,43 |
| BESDS26X1000 | 26,0 | 1000 | 204,92 |
| BESDS28X1000 | 28,0 | 1000 | 239,62 |
| BESDS30X1000 | 30,0 | 1000 | 265,11 |