



**BLUE-MASTER<sup>®</sup>**  
by *ce/esa*



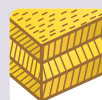

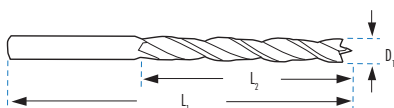
BROCAS  
PARA MADERA

## BROCA PARA MADERA DE TRES PUNTAS

Ref. BM

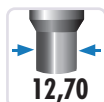


CV

Serie  
Standard

D1 mm		L1x L2 mm	€	SERIE LARGA 300 mm			SERIE EXTRA LARGA 450 mm		
					L1x L2 mm	€		L1x L2 mm	€
3,0	BM03	59 x 35	1,24						
4,0	BM04	74 x 41	1,38						
5,0	BM05	82 x 55	1,49	BM05X300	300x160	5,47			
6,0	BM06	88 x 58	1,86	BM06X300	300x160	5,07			
7,0	BM07	110 x 70	2,05	BM07X300	300x160	6,24			
8,0	BM08	110 x 70	2,55	BM08X300	300x160	5,78	BM08X450	450x250	12,75
9,0	BM09	110 x 70	2,99	BM09X300	300x160	7,27	BM09X450	450x250	14,41
10,0	BM10	115 x 75	3,17	BM10X300	300x160	7,43	BM10X450	450x250	15,87
11,0	BM11	135 x 85	3,96	BM11X300	300x160	8,94	BM11X450	450x250	17,28
12,0	BM12	135 x 85	4,32	BM12X300	300x160	8,99	BM12X450	450x250	19,78
13,0	BM13*	135 x 90	4,57	BM13X300*	300x160	11,19	BM13X450*	450x250	22,20
14,0	BM14*	145 x 95	5,00	BM14X300*	300x160	12,35	BM14X450*	450x250	24,64
15,0	BM15*	160 x 95	5,90	BM15X300*	300x160	13,46			
16,0	BM16*	160 x 95	6,90	BM16X300*	300x160	16,02	BM16X450*	450x250	26,06
18,0	BM18*	160 x 100	11,08	BM18X300*	300x160	20,09	BM18X450*	450x250	31,79
20,0	BM20*	175 x 100	13,70	BM20X300*	300x160	22,37	BM20X450*	450x250	35,15
22,0	BM22*	209 x 140	18,55						

\* Todas las brocas por encima de 13 mm tienen el mango reducido.



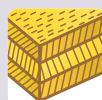

REFERENCIA	BM9334	BM9335	BM9333
Nº BROCAS	5	5	8
CALIDAD	SERIE STANDARD	SERIE STANDARD	SERIE STANDARD
CONTENIDO	Ø 4 - 5 - 6 - 8 - 10 mm	Ø 3 - 4 - 5 - 6 - 8 mm	Ø 3 - 4 - 5 - 6 - 7 - 8 - 9 - 10 mm
P.V.P. €	12,67	11,58	20,90

**BROCA PARA MADERA DE TRES PUNTAS PROFESIONAL**

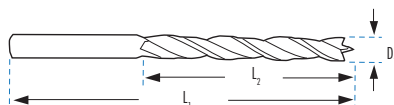
Ref. BMPR



HSS

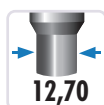


Serie Profesional



D1 mm	Ref.	L1 x L2 mm	€	SERIE LARGA 245 mm		SERIE EXTRA LARGA 400 mm			
				Ref.	L1 x L2 mm	€	Ref.	L1 x L2 mm	€
3,0	BMPR03	59 x 35	2,11						
4,0	BMPR04	74 x 41	2,28						
5,0	BMPR05	82 x 55	2,63						
6,0	BMPR06	88 x 58	3,48	BMPR06X245	245x160	11,92	BMPR06X400	400x160	28,12
7,0	BMPR07	110 x 70	4,03						
8,0	BMPR08	110 x 70	4,77	BMPR08X245	245x160	14,88	BMPR08X400	400x160	28,12
9,0	BMPR09	110 x 70	5,76						
10,0	BMPR10	115 x 75	6,25	BMPR10X245	245x160	17,85	BMPR10X400	400x160	33,60
11,0	BMPR11	135 x 85	7,39						
12,0	BMPR12	135 x 85	8,14	BMPR12X245	245x200	23,76	BMPR12X400	400x250	39,42
13,0	BMPR13*	135 x 90	8,70						
14,0	BMPR14*	145 x 95	9,53	BMPR14X245*	245x200	32,57	BMPR14X400*	400x250	53,28
15,0	BMPR15*	160 x 95	11,76						
16,0	BMPR16*	165 x 95	13,98	BMPR16X245*	245x200	43,44	BMPR16X400*	400x250	67,48
18,0	BMPR18*	160 x 100	19,22	BMPR18X245*	245x200	46,53	BMPR18X400*	400x250	88,82
20,0	BMPR20*	175 x 100	25,49						

\* Todas las brocas por encima de 13 mm tienen el mango reducido.



REFERENCIA	BMPR9334	BMPR9335	BMPR9336	BMPR9333
Nº BROCAS	5	5	7	8
CALIDAD	SERIE PROFESIONAL	SERIE PROFESIONAL	SERIE PROFESIONAL	SERIE PROFESIONAL
CONTENIDO	Ø 4 - 5 - 6 - 8 - 10 mm	Ø 3 - 4 - 5 - 6 - 8 mm	Ø 3 - 4 - 5 - 6 - 7 - 8 - 10 mm	Ø 3 - 4 - 5 - 6 - 7 - 8 - 9 - 10 mm
P.V.P. €	22,77	21,14	32,16*	36,31

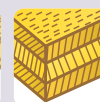
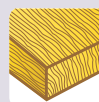
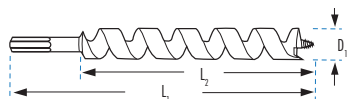
\*Hasta fin de existencias

## BROCA PARA MADERA CV, TIPO "S"

Ref. BM"S"



CV

Para Ø 6 - Mango cilíndrico  
Ø Superiores - Mango hexagonalTipo  
S

230 mm				SERIE LARGA 460 mm			SERIE EXTRA LARGA 650 mm		
D1 mm		L1x L2 mm	€		L1x L2 mm	€		L1x L2 mm	€
6,0	BM06X230	230x160	19,25	BM06X460	460x370	26,27	BM06X650	650x550	33,75
8,0	BM08X230	230x160	20,30	BM08X460	460x370	24,81	BM08X650	650x550	35,16
10,0	BM10X230	230x160	20,70	BM10X460	460x370	26,99	BM10X650	650x550	41,61
12,0	BM12X230	230x160	22,58	BM12X460	460x370	29,26	BM12X650	650x550	41,94
14,0	BM14X230	230x160	23,56	BM14X460	460x370	35,78	BM14X650	650x550	60,18
15,0	BM15X230	230x160	36,07						
16,0	BM16X230	230x160	27,41	BM16X460	460x370	42,43	BM16X650	650x550	71,37
17,0	BM17X230	230x160	41,02						
18,0	BM18X230	230x160	34,57	BM18X460	460x370	56,62	BM18X650	650x550	105,42
20,0	BM20X230	230x160	37,66	BM20X460	460x370	63,74	BM20X650	650x550	121,53
22,0	BM22X230	230x160	41,13	BM22X460	460x370	70,13	BM22X650	650x550	134,65
24,0	BM24X230	230x160	46,60	BM24X460	460x370	76,86	BM24X650	650x550	153,96
26,0	BM26X230	230x160	52,76	BM26X460	460x370	83,13	BM26X650	650x550	160,65
28,0	BM28X230	230x160	60,42	BM28X460	460x370	90,50	BM28X650	650x550	164,67
30,0	BM30X230	230x160	69,62	BM30X460	460x370	98,81	BM30X650	650x550	171,92
32,0	BM32X230	230x160	90,01	BM32X460	460x370	110,28	BM32X650	650x550	176,80
34,0	BM34X230	230x160	116,06	BM34X460	460x370	143,88	BM34X650	650x550	186,60
36,0	BM36X230	230x160	135,39	BM36X460	460x370	162,15	BM36X650	650x550	203,15
38,0	BM38X230	230x160	157,12	BM38X460	460x370	182,69	BM38X650	650x550	222,18

## ESTUCHES DE MADERA CON BROCAS CV TIPO "S"



Ref. BM9440

## 230 mm

REFERENCIA	BM9440	BM9441	BM9442	BM9443
Nº BROCAS	5	5	4	5
CALIDAD	SERIE STANDARD	SERIE STANDARD	SERIE STANDARD	SERIE STANDARD
CONTENIDO	Ø 6 - 8 - 10 - 12 - 14 mm	Ø 12 - 14 - 16 - 18 - 20 mm	Ø 8 - 10 - 12 - 14 mm	Ø 8 - 12 - 20 - 25 - 30 mm
P.V.P. €	132,04	165,77	113,09	217,64

## 460 mm

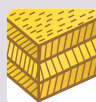

REFERENCIA	BM9540	BM9541	BM9542	BM9543
Nº BROCAS	5	5	4	5
CALIDAD	SERIE STANDARD	SERIE STANDARD	SERIE STANDARD	SERIE STANDARD
CONTENIDO	Ø 6 - 8 - 10 - 12 - 14 mm	Ø 12 - 14 - 16 - 18 - 20 mm	Ø 8 - 10 - 12 - 14 mm	Ø 8 - 12 - 20 - 25 - 30 mm
P.V.P. €	213,93	288,79	188,38	389,91

**BROCA PARA MADERA CV, TIPO "S"**

Ref. BMSDS



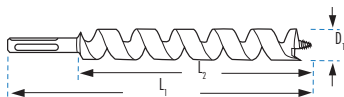
CV



Tipo  
**S**

Brocas Madera

Gris



230 mm				SERIE LARGA 460 mm			SERIE EXTRA LARGA 650 mm		
D1 mm		L1x L2 mm	€		L1x L2 mm	€		L1x L2 mm	€
6,0	BMSDS06X230	230x160	29,10	BMSDS06X460	460x370	39,07	BMSDS06X650	650x550	51,50
8,0	BMSDS08X230	230x160	29,97	BMSDS08X460	460x370	39,98	BMSDS08X650	650x550	51,87
10,0	BMSDS10X230	230x160	30,24	BMSDS10X460	460x370	41,50	BMSDS10X650	650x550	61,37
12,0	BMSDS12X230	230x160	34,29	BMSDS12X460	460x370	44,98	BMSDS12X650	650x550	61,87
14,0	BMSDS14X230	230x160	36,80	BMSDS14X460	460x370	55,05	BMSDS14X650	650x550	88,81
16,0	BMSDS16X230	230x160	41,22	BMSDS16X460	460x370	63,45	BMSDS16X650	650x550	105,28
18,0	BMSDS18X230	230x160	46,39	BMSDS18X460	460x370	81,81	BMSDS18X650	650x550	155,55
20,0	BMSDS20X230	230x160	49,81	BMSDS20X460	460x370	91,64	BMSDS20X650	650x550	179,32
22,0	BMSDS22X230	230x160	55,23	BMSDS22X460	460x370	100,84	BMSDS22X650	650x550	198,66
24,0	BMSDS24X230	230x160	60,76	BMSDS24X460	460x370	110,52	BMSDS24X650	650x550	210,63
25,0	BMSDS25X230	230x160	72,83	BMSDS25X460	460x370	124,76			
26,0	BMSDS26X230	230x160	72,83	BMSDS26X460	460x370	124,76	BMSDS26X650	650x550	219,79
28,0	BMSDS28X230	230x160	83,40	BMSDS28X460	460x370	135,19	BMSDS28X650	650x550	225,29
30,0	BMSDS30X230	230x160	96,11	BMSDS30X460	460x370	148,27	BMSDS30X650	650x550	235,22
32,0	BMSDS32X230	230x160	141,10	BMSDS32X460	460x370	164,75	BMSDS32X650	650x550	244,93
34,0	BMSDS34X230	230x160	158,78	BMSDS34X460	460x370	198,56	BMSDS34X650	650x550	255,29
36,0	BMSDS36X230	230x160	185,21	BMSDS36X460	460x370	223,76	BMSDS36X650	650x550	277,95
38,0	BMSDS38X230	230x160	214,96	BMSDS38X460	460x370	252,08	BMSDS38X650	650x550	304,00

**BROCA PARA MADERA DE METAL DURO, TIPO "S"**

Ref. BMMD

Tipo  
**S**



MD



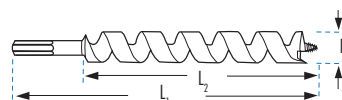

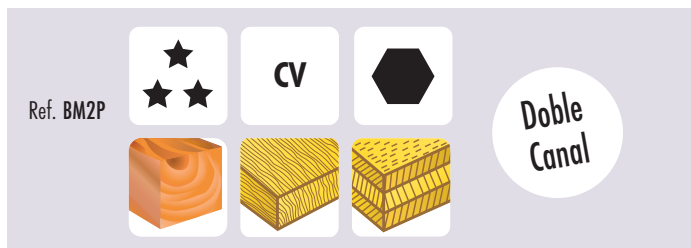
Geometría con plaquita de Metal Duro.  
Ideal para maderas muy duras



SERIE STANDARD 230 mm				SERIE LARGA 460 mm			
D1 mm		L1x L2 mm	€	D1 mm		L1x L2 mm	€
12,0	BMMD12X230	230x160	50,24	18,0	BMMD18X460	460x370	137,94
14,0	BMMD14X230	230x160	59,06	20,0	BMMD20X460	460x370	146,81
15,0	BMMD15X230	230x160	59,31	22,0	BMMD22X460	460x370	158,69
16,0	BMMD16X230	230x160	59,31	24,0	BMMD24X460	460x370	173,21
17,0	BMMD17X230	230x160	66,18	26,0	BMMD26X460	460x370	196,10
20,0	BMMD20X230	230x160	78,14	28,0	BMMD28X460	460x370	209,08
22,0	BMMD22X230	230x160	84,49	30,0	BMMD30X460	460x370	214,27
24,0	BMMD24X230	230x160	95,34	32,0	BMMD32X460	460x370	270,28
26,0	BMMD26X230	230x160	123,14				
28,0	BMMD28X230	230x160	134,83				
30,0	BMMD30X230	230x160	142,72				
32,0	BMMD32X230	230x160	207,91				

## BROCA PARA MADERA CON DOBLE CANAL

## BROCA PARA MADERA CON CLAVOS CV, TIPO "S"




BM2P			
	D1 mm	L1x L2 mm	€
BM2P06X230	6,0	230 x 160	26,23
BM2P08X230	8,0	230 x 160	26,23
BM2P10X230	10,0	230 x 160	26,23
BM2P12X230	12,0	230 x 160	30,62
BM2P14X230	14,0	230 x 160	31,95
BM2P15X230	15,0	230 x 160	39,36
BM2P16X230	16,0	230 x 160	35,78
BM2P17X230	17,0	230 x 160	44,75
BM2P18X230	18,0	230 x 160	40,65
BM2P20X230	20,0	230 x 160	44,29
BM2P22X230	22,0	230 x 160	48,41
BM2P24X230	24,0	230 x 160	54,82
BM2P26X230	26,0	230 x 160	62,02
BM2P28X230	28,0	230 x 160	71,06
BM2P30X230	30,0	230 x 160	81,88
BM2P32X230	32,0	230 x 160	120,21
BM2P34X230	34,0	230 x 160	129,01
BM2P36X230	36,0	230 x 160	150,50
BM2P38X230	38,0	230 x 160	174,65

BMC			
	D1 mm	L1x L2 mm	€
BMC06X230	6,0	230 x 160	28,30 *
BMC08X230	8,0	230 x 160	28,30 *
BMC10X230	10,0	230 x 160	28,30 *
BMC14X230	14,0	230 x 160	34,44 *
BMC15X230	15,0	230 x 160	42,46 *
BMC16X230	16,0	230 x 160	38,58 *
BMC17X230	17,0	230 x 160	48,25 *
BMC18X230	18,0	230 x 160	43,85 *
BMC20X230	20,0	230 x 160	47,72 *
BMC22X230	22,0	230 x 160	52,16 *
BMC24X230	24,0	230 x 160	59,09 *
BMC26X230	26,0	230 x 160	66,90 *
BMC28X230	28,0	230 x 160	76,60 *
BMC30X230	30,0	230 x 160	88,27 *
BMC32X230	32,0	230 x 160	129,61 *
BMC34X230	34,0	230 x 160	139,06 *
BMC36X230	36,0	230 x 160	162,25 *
BMC38X230	38,0	230 x 160	188,31 *

\*Hasta fin de existencias

## BROCA PARA PERFORACIÓN DE TRAVIESAS FERROVIARIAS




NEW

Se fabrican brocas especiales para máquinas:

- CEMBRE
- ROBEL
- GRAFFENSTADEN

D1 mm	L1x L2 mm
14,0	180 x 300
16,0	180 x 300
18,0	180 x 300

• Bajo Demanda




**BROCA CV PARA MADERA, TIPO "S"  
CON MANGO HEXAGONAL 1/4"**

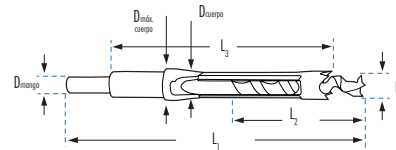
**BROCA PARA  
AGUJEROS CUADRADOS EN MADERA**




Ref. BMH




Ref. BMCC



BMH				
	D1 mm		L1 x L2 mm	€
BMH03X100	3,0	1/4"	100 x 50	24,93 *
BMH04X100	4,0	1/4"	100 x 50	24,21 *
BMH05X105	5,0	1/4"	105 x 55	23,29 *
BMH06X105	6,0	1/4"	105 x 55	21,15 *
BMH07X105	7,0	1/4"	105 x 55	21,40 *
BMH08X105	8,0	1/4"	105 x 55	22,21 *
BMH09X110	9,0	1/4"	110 x 60	22,70 *
BMH10X110	10,0	1/4"	110 x 60	22,81 *
BMH12X110	12,0	1/4"	110 x 60	25,22 *
BMH13X110	13,0	1/4"	110 x 60	28,08 *
BMH14X110	14,0	1/4"	110 x 60	30,49 *
BMH15X110	15,0	1/4"	110 x 60	32,43 *
BMH16X115	16,0	1/4"	115 x 65	34,56 *
BMH17X115	17,0	1/4"	115 x 65	35,54 *
BMH19X120	19,0	1/4"	120 x 70	39,12 *
BMH22X120	22,0	3/8"	120 x 70	44,89 *
BMH23X120	23,0	3/8"	120 x 70	47,79 *
BMH24X120	24,0	3/8"	120 x 70	49,71 *
BMH26X130	26,0	3/8"	130 x 80	56,46 *
BMH27X130	27,0	3/8"	130 x 80	58,85 *
BMH28X130	28,0	3/8"	130 x 80	63,40 *
BMH29X130	29,0	3/8"	130 x 80	67,25 *
BMH30X130	30,0	3/8"	130 x 80	70,35 *
BMH33X140	33,0	3/8"	140 x 90	83,11 *
BMH36X140	36,0	3/8"	140 x 90	93,22 *

\*Hasta fin de existencias

BMCC							
	D1 mm	L1 x L2 mm	L3 mm	D mango mm	D cuerpo mm	Dmáx.cuerpo mm	€
BMCC05	5,0	210 x 50	110	3,35	19,00	20,00	46,87
BMCC06	6,0	210 x 50	110	4,50	19,00	20,50	46,87
BMCC07	7,0	210 x 50	110	5,00	19,00	20,50	46,87
BMCC08	8,0	210 x 50	110	5,80	19,00	20,50	46,87
BMCC09	9,0	210 x 60	140	6,40	19,00	20,50	46,87
BMCC10	10,0	210 x 80	140	6,75	19,00	20,50	46,87
BMCC12	12,0	210 x 80	140	9,25	19,00	20,50	48,27
BMCC13	13,0	210 x 80	140	9,75	19,00	20,50	48,27
BMCC14	14,0	210 x 80	140	10,00	19,00	20,50	60,57
BMCC16	16,0	218 x 100	160	12,00	19,00	23,50	69,08
BMCC18	18,0	218 x 100	160	12,00	19,00	26,50	88,54
BMCC22	22,0	218 x 100	160	12,00	19,00	32,00	118,88



## BROCA PLANA PARA MADERA MANGO HEXAGONAL 1/4"

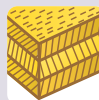

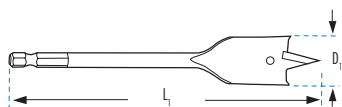
Brocas Madera

Gris

Ref. BMP



CV

Hexagonal  
1/4"

BMP			
	D1 mm	L1 mm	€
BMP06	6,0	150	3,32
BMP08	8,0	150	3,53
BMP10	10,0	150	3,74
BMP12	12,0	150	4,00
BMP13	13,0	150	4,60
BMP14	14,0	150	4,29
BMP15	15,0	150	5,03
BMP16	16,0	150	4,71
BMP17	17,0	150	5,34
BMP18	18,0	150	5,01
BMP19	19,0	150	5,68
BMP20	20,0	150	5,42
BMP22	22,0	150	6,23
BMP24	24,0	150	6,72
BMP25	25,0	150	7,57
BMP26	26,0	150	7,86
BMP28	28,0	150	8,31
BMP30	30,0	150	8,95
BMP32	32,0	150	9,52
BMP34	34,0	150	11,53
BMP35	35,0	150	11,71
BMP36	36,0	150	11,13
BMP38	38,0	150	11,69
BMP40	40,0	150	11,93



BMPX400			
	D1 mm	L1 mm	€
BMP06X400	6,0	400	12,47
BMP08X400	8,0	400	12,47
BMP10X400	10,0	400	13,07
BMP12X400	12,0	400	14,45
BMP13X400	13,0	400	12,85
BMP14X400	14,0	400	12,42
BMP16X400	16,0	400	13,64
BMP17X400	17,0	400	14,50
BMP18X400	18,0	400	15,37
BMP19X400	19,0	400	15,38
BMP20X400	20,0	400	15,37
BMP22X400	22,0	400	17,80
BMP24X400	24,0	400	19,10
BMP25X400	25,0	400	21,77
BMP26X400	26,0	400	23,13
BMP28X400	28,0	400	24,50
BMP30X400	30,0	400	25,85
BMP32X400	32,0	400	27,76
BMP35X400	35,0	400	31,17
BMP36X400	36,0	400	34,95
BMP38X400	38,0	400	36,75
BMP40X400	40,0	400	37,26

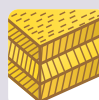



## FRESA PARA TAPONES

Ref. TM



CV



TM				
	D1 mm	D2 mm	L mm	€
TM0800	8,0	11	140	47,81
TM1000	10,0	11	140	51,20
TM1200	12,0	13	140	60,44
TM1500	15,0	13	140	79,73
TM1600	16,0	13	140	81,12
TM2000	20,0	13	140	92,11
TM2200	22,0	13	140	101,08
TM2500	25,0	13	140	111,05
TM2600	26,0	13	140	113,04
TM3000	30,0	13	140	125,01
TM3500	35,0	16	160	138,98
TM4000	40,0	16	160	159,29

**BROCA DE NUEVA GENERACIÓN 4 PUNTAS PARA MADERA TIPO CASTOR CON MANGO HEXAGONAL 1/4"**

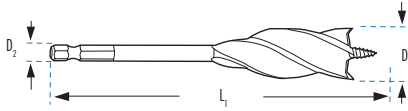
Ref. BM4P




HSS



Hasta Ø26 - Mango hexagonal 1/4"  
Ø Superiores-Mango hexagonal 11 mm



CORTE LIMPIO  
FÁCIL PENETRACIÓN  
GRAN RENDIMIENTO  
GRAN PRECISIÓN DE ORIFICIOS

	BM4P				
	D1 mm		D2 mm	L1 mm	€
BM4P10	10,0	1/4"	6,35	165	22,60
BM4P11	11,0	1/4"	6,35	165	22,60
BM4P12	12,0	1/4"	6,35	165	25,11
BM4P13	13,0	1/4"	6,35	165	26,71
BM4P15	15,0	1/4"	6,35	165	26,71
BM4P16	16,0	1/4"	6,35	165	28,75
BM4P18	18,0	1/4"	6,35	165	29,90
BM4P19	19,0	1/4"	6,35	165	32,88
BM4P20	20,0	1/4"	6,35	165	36,97
BM4P21	21,0	1/4"	6,35	165	40,86
BM4P22	22,0	1/4"	6,35	165	40,86
BM4P24	24,0	1/4"	6,35	165	50,89
BM4P25	25,0	1/4"	6,35	165	51,58
BM4P26	26,0	1/4"	6,35	165	56,63
BM4P28	28,0	7/16"	11,11	165	59,10
BM4P30	30,0	7/16"	11,11	165	61,17
BM4P32	32,0	7/16"	11,11	165	62,54
BM4P35	35,0	7/16"	11,11	165	65,28
BM4P38	38,0	7/16"	11,11	165	70,99
BM4P40	40,0	7/16"	11,11	165	77,14



**ALARGADORES PARA MANGOS DE 6,35 mm Hexagonal 1/4"**




		AM
	DESCRIPCIÓN	€
AMC60	Alargador m/hexagonal, Lt 150 mm	8,98
AMC60AR	Alargador m/hexagonal, acople rápido, Lt 150 mm	19,37
AMC300	Alargador m/hexagonal, Lt 300 mm	15,56
AMSDS60	Alargador m/SDS-PLUS, Lt 60 mm	15,70
AMSDS60AR	Alargador m/SDS-PLUS, acople rápido, Lt 60 mm	31,43
AMSDS300	Alargador m/SDS-PLUS, Lt 300 mm	24,44
AMSDS300AR	Alargador m/SDS-PLUS, acople rápido, Lt 300 mm	35,44

BROCAS PARA ENCAJE DE  
BISAGRAS DIENTES DE METAL DURO

Ref. BB



MD



Ref. BMF



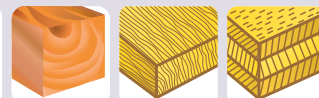
Hasta Ø 65 - Mango cilíndrico

Ø Superiores - Mango hexagonal

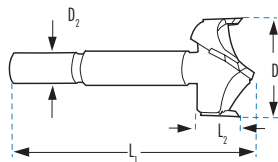
## BROCA "FORSTNER" DE CV PARA MADERA



CV



Ref. BMF1



	D1 mm	D2 mm	L1 x L2 mm	BB €
*BB12B	12,0	8	90 x 15	33,36
*BB15B	15,0	8	90 x 15	34,78
*BB16B	16,0	8	90 x 15	35,25
*BB18B	18,0	8	90 x 15	37,36
*BB20B	20,0	8	90 x 15	40,88
*BB25B	25,0	8	90 x 15	48,15
*BB26B	26,0	8	90 x 15	49,07
*BB30B	30,0	8	90 x 15	53,85
*BB32B	32,0	10	90 x 15	62,10
*BB35B	35,0	10	90 x 15	61,50
*BB40B	40,0	10	90 x 15	68,53
BB50	50,0	10	90 x 15	80,64
BB55	55,0	10	90 x 15	108,38
BB60	60,0	12	90 x 15	117,86
BB65	65,0	12	90 x 15	132,39
BB70	70,0	12	90 x 15	146,83
BB75	75,0	12	90 x 15	157,32
BB80	80,0	12	90 x 15	175,94
BB85	85,0	12	90 x 15	191,79
BB90	90,0	12	90 x 15	223,07


\* Herramienta en blister

	D1 mm	D2 mm	L1 mm	BMF €
BMF16	16,0	13	140	52,26
BMF18	18,0	13	140	55,03
BMF20	20,0	13	140	62,73
BMF22	22,0	13	140	66,87
BMF24	24,0	13	140	73,49
BMF25	25,0	13	140	77,33
BMF26	26,0	13	140	78,20
BMF28	28,0	13	140	78,20
BMF30	30,0	13	140	73,10
BMF35	35,0	13	140	80,67
BMF40	40,0	13	140	96,31
BMF42	42,0	13	140	87,59
BMF45	45,0	13	140	93,70
BMF50	50,0	13	140	104,15
BMF55	55,0	9	210	146,73
BMF60	60,0	9	210	160,15
BMF65	65,0	9	210	175,56
BMF70	70,0	9	210	188,97
BMF75	75,0	9	210	220,37
BMF80	80,0	9	210	235,07
BMF85	85,0	9	210	249,76
BMF90	90,0	9	210	307,50

	D1 mm	D2 mm	L1 mm	BMF1 €
BMF106	6,0	8,0	90	12,35
BMF108	8,0	8,0	90	12,35
BMF110	10,0	8,0	90	12,87
BMF111	11,0	8,0	90	13,39
BMF112	12,0	8,0	90	13,92
BMF113	13,0	8,0	90	14,24
BMF114	14,0	8,0	90	14,61
BMF115	15,0	8,0	90	14,61
BMF116	16,0	8,0	90	15,29
BMF118	18,0	8,0	90	18,57
BMF119	19,0	8,0	90	19,87
BMF120	20,0	8,0	90	17,30
BMF121	21,0	8,0	90	20,32
BMF122	22,0	8,0	90	19,51
BMF124	24,0	8,0	90	19,94
BMF125	25,0	8,0	90	20,49
BMF126	26,0	8,0	90	21,99
BMF127	27,0	8,0	90	22,43
BMF128	28,0	8,0	90	19,30
BMF130	30,0	8,0	90	19,30
BMF132	32,0	10,0	90	23,49
BMF134	34,0	10,0	90	24,83
BMF135	35,0	10,0	90	26,66
BMF136	36,0	10,0	90	27,55
BMF138	38,0	10,0	90	29,37
BMF140	40,0	10,0	90	29,82
BMF141	41,0	10,0	90	31,64
BMF143	43,0	10,0	90	32,96
BMF144	44,0	10,0	90	34,78
BMF145	45,0	10,0	90	34,57
BMF146	46,0	10,0	90	36,58
BMF148	48,0	10,0	90	38,84
BMF149	49,0	10,0	90	40,17
BMF150	50,0	10,0	90	38,17
BMF151	51,0	10,0	90	41,55
BMF152	52,0	10,0	90	43,37
BMF154	54,0	10,0	90	45,16
BMF157	57,0	12,5	159	65,04
BMF160	60,0	12,5	159	69,10
BMF163	63,0	12,5	159	74,09
BMF166	66,0	12,5	159	81,26
BMF170	70,0	12,5	159	90,77
BMF173	73,0	12,5	159	99,80
BMF176	76,0	12,5	159	108,83
BMF179	79,0	12,5	159	126,45
BMF183	83,0	12,5	159	142,71
BMF186	86,0	12,5	159	161,23
BMF189	89,0	12,5	159	147,82

**BROCA PARA ENSAMBLAJE DE TORNILLOS EN MADERA CON MANGO HEXAGONAL**

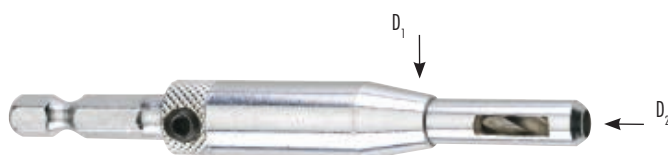
Ref. BM3



				BM3
	D1 mm	D2 mm	D3 mm	€
BM306	6,0	1,5	3,0	20,53
BM308	8,0	2,0	3,5	20,53
BM310	10,0	2,5	4,0	20,53
BM312	12,0	2,5	4,0	20,53

**BROCA PARA LA INSTALACIÓN DE CERRADURAS Y BISAGRAS EN MADERA, MANGO HEXAGONAL**

Ref. BM4




				BM4
	D1 mm	D2 mm		€
BM406	6,0	2,0		15,80
BM408	8,0	2,7		15,80
BM410	10,0	3,5		15,80
BM412	12,0	4,5		15,80

**BROCA CV PARA MADERA CON AVELLANADOR MANGO CILÍNDRICO Y MANGO HEXAGONAL**

Ref. BM5



Ref. BM6



				BM5
	D1 mm	D2 mm		€
BM506	6,0	2,3		29,07
BM508	8,0	2,7		29,07
BM510	10,0	3,1		29,07
BM512	12,0	3,5		29,07

				BM6
	D1 mm	D2 mm		€
BM603	16,0	3,0		15,46
BM604	16,0	4,0		16,47
BM605	16,0	5,0		17,21
BM606	16,0	6,0		19,05
BM607	16,0	7,0		19,41

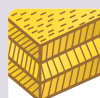

				BM6
	D1 mm	D2 mm		€
BM608	16,0	8,0		21,15
BM609	16,0	9,0		23,24
BM610	16,0	10,0		24,58
BM611	20,0	11,0		35,34
BM612	20,0	12,0		39,06

## BROCA EXTENSIBLE PARA MADERA CV

Ref. BME



CV



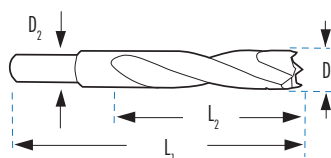

		BME
	CAPACIDAD	€
BME 15/45	15-45	52,12
BME 25/75	25-75	63,91

## BROCA CON 3 PUNTAS DE METAL DURO PARA MADERA

Ref. BMMD



MD



				BMMD
	D1 mm	D2 mm	L1 x L2 mm	€
BMMD03	3,0	3,0	75 x 35	8,76
BMMD04	4,0	4,0	75 x 35	9,32
BMMD05	5,0	4,0	86 x 52	9,79
BMMD06	6,0	5,0	98 x 57	9,91
BMMD07	7,0	6,0	100 x 60	10,45
BMMD08	8,0	7,0	102 x 63	10,73
BMMD09	9,0	8,0	102 x 63	12,60
BMMD10	10,0	9,0	102 x 63	14,12
BMMD11	11,0	10,0	110 x 63	15,87
BMMD12	12,0	11,5	110 x 63	19,58
BMMD13	13,0	11,5	110 x 63	22,13
BMMD14	14,0	12,7	110 x 63	34,04
BMMD15	15,0	12,7	110 x 63	43,64
BMMD16	16,0	12,7	110 x 63	52,06
BMMD18	18,0	12,7	140 x 63	64,18
BMMD20	20,0	12,7	140 x 63	73,08
BMMD22	22,0	12,7	140 x 63	77,37
BMMD24	24,0	12,7	170 x 63	101,17
BMMD25	25,0	12,7	170 x 63	120,66
BMMD26	26,0	12,7	170 x 63	143,49
BMMD28	28,0	12,7	170 x 63	156,92
BMMD30	30,0	12,7	170 x 63	185,39

## AVELLANADORES PARA MADERA



Ref. AV26

AV25			
	D1 mm	D2 mm	€
AV250312	3,0	12	10,01
AV250412	4,0	12	10,01
AV250512	5,0	12	10,01
AV250612	6,0	12	10,01
AV26			
	D1 mm	D2 mm	€
AV260316	3,0	16	13,45
AV260416	4,0	16	13,45
AV260516	5,0	16	13,45
AV260616	6,0	16	13,45
AV260816	8,0	16	13,45

TOPE DE PROFUNDIDAD PARA  
BROCAS CON MANGO CILÍNDRICO

Ref. TOPE

TOPE		
	D1 mm	€
TOPE03	3,0	4,71
TOPE04	4,0	5,27
TOPE05	5,0	5,75
TOPE06	6,0	6,45
TOPE08	8,0	6,87
TOPE10	10,0	7,26
TOPE12	12,0	13,55


**BROCAS PARA ENCOFRADOS DE MADERA DIN 7490 MANGO CILÍNDRICO CV**

Ref. BE



CV

DIN  
7490



Mango roscado al cuerpo de la broca

Brocas Madera

Gris



Ref. BE06X400

Ref. BE06X600

Ref. BE06X800

Ref. BE06X1000

LONGITUD TOTAL 400 mm			
			BE
	D1 mm	L1 mm	€
BE06X400	6,0	400	17,85
BE08X400	8,0	400	18,41
BE10X400	10,0	400	21,93
BE12X400	12,0	400	28,41
BE14X400	14,0	400	31,44
BE16X400	16,0	400	36,58
BE18X400	18,0	400	44,72
BE20X400	20,0	400	60,34
BE22X400	22,0	400	80,60
BE24X400	24,0	400	91,78
BE26X400	26,0	400	103,87
BE28X400	28,0	400	113,21
BE30X400	30,0	400	119,44

LONGITUD TOTAL 600 mm			
			BE
	D1 mm	L1 mm	€
BE06X600	6,0	600	19,69
BE08X600	8,0	600	19,57
BE10X600	10,0	600	22,80
BE12X600	12,0	600	29,81
BE14X600	14,0	600	32,57
BE16X600	16,0	600	37,72
BE18X600	18,0	600	45,86
BE20X600	20,0	600	61,27
BE22X600	22,0	600	81,74
BE24X600	24,0	600	95,69
BE26X600	26,0	600	105,27
BE28X600	28,0	600	114,60
BE30X600	30,0	600	121,40

LONGITUD TOTAL 800 mm			
			BE
	D1 mm	L1 mm	€
BE06X800	6,0	800	23,47
BE08X800	8,0	800	26,54
BE10X800	10,0	800	29,52
BE12X800	12,0	800	36,05
BE14X800	14,0	800	41,30
BE16X800	16,0	800	48,27
BE18X800	18,0	800	57,46
BE20X800	20,0	800	72,72
BE22X800	22,0	800	94,86
BE24X800	24,0	800	108,68
BE26X800	26,0	800	118,16
BE28X800	28,0	800	127,39
BE30X800	30,0	800	133,64

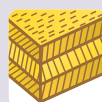

LONGITUD TOTAL 1000 mm			
			BE
	D1 mm	L1 mm	€
BE06X1000	6,0	1000	26,59
BE08X1000	8,0	1000	27,68
BE10X1000	10,0	1000	31,20
BE12X1000	12,0	1000	37,61
BE14X1000	14,0	1000	42,95
BE16X1000	16,0	1000	61,14
BE18X1000	18,0	1000	61,14
BE20X1000	20,0	1000	76,38
BE22X1000	22,0	1000	98,75
BE24X1000	24,0	1000	112,84
BE26X1000	26,0	1000	121,81
BE28X1000	28,0	1000	127,53
BE30X1000	30,0	1000	137,56

## BROCAS PARA ENCOFRADOS DE MADERA MANGO SDS PLUS

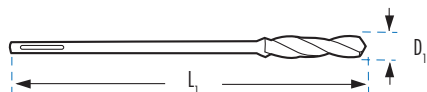
Ref. BESDS



CV

DIN  
7490

Mango roscado al cuerpo de la broca



Ref. BESDS06X400

Ref. BESDS06X600

Ref. BESDS06X800

Ref. BESDS06X1000

## LONGITUD TOTAL 400 mm

BESDS

	D1 mm	L1 mm	€
BESDS06X400	6,0	400	42,79
BESDS08X400	8,0	400	44,12
BESDS10X400	10,0	400	40,56
BESDS12X400	12,0	400	43,63
BESDS14X400	14,0	400	55,90
BESDS16X400	16,0	400	70,92
BESDS18X400	18,0	400	91,83
BESDS20X400	20,0	400	100,47
BESDS22X400	22,0	400	119,99
BESDS24X400	24,0	400	140,89
BESDS26X400	26,0	400	164,45
BESDS28X400	28,0	400	178,20
BESDS30X400	30,0	400	201,54

## LONGITUD TOTAL 600 mm

BESDS

	D1 mm	L1 mm	€
BESDS06X600	6,0	600	44,08
BESDS08X600	8,0	600	47,36
BESDS10X600	10,0	600	42,03
BESDS12X600	12,0	600	46,88
BESDS14X600	14,0	600	62,90
BESDS16X600	16,0	600	77,85
BESDS18X600	18,0	600	99,90
BESDS20X600	20,0	600	109,89
BESDS22X600	22,0	600	126,26
BESDS24X600	24,0	600	162,13
BESDS26X600	26,0	600	180,81
BESDS28X600	28,0	600	203,03
BESDS30X600	30,0	600	227,94

## LONGITUD TOTAL 800 mm

BESDS

	D1 mm	L1 mm	€
BESDS06X800	6,0	800	45,39
BESDS08X800	8,0	800	50,85
BESDS10X800	10,0	800	50,17
BESDS12X800	12,0	800	53,80
BESDS14X800	14,0	800	83,14
BESDS16X800	16,0	800	102,38
BESDS18X800	18,0	800	128,92
BESDS20X800	20,0	800	139,78
BESDS22X800	22,0	800	149,73
BESDS24X800	24,0	800	193,55
BESDS26X800	26,0	800	198,75
BESDS28X800	28,0	800	231,33
BESDS30X800	30,0	800	257,82

## LONGITUD TOTAL 1000 mm

BESDS

	D1 mm	L1 mm	€
BESDS06X1000	6,0	1000	46,76
BESDS08X1000	8,0	1000	54,58
BESDS10X1000	10,0	1000	55,13
BESDS12X1000	12,0	1000	55,76
BESDS14X1000	14,0	1000	96,79
BESDS16X1000	16,0	1000	117,41
BESDS18X1000	18,0	1000	145,80
BESDS20X1000	20,0	1000	157,40
BESDS22X1000	22,0	1000	159,20
BESDS24X1000	24,0	1000	222,67
BESDS26X1000	26,0	1000	218,54
BESDS28X1000	28,0	1000	263,58
BESDS30X1000	30,0	1000	291,63