




BLUE-MASTER[®]
by *CE/ESA*



METAL LATHE
TOOLING

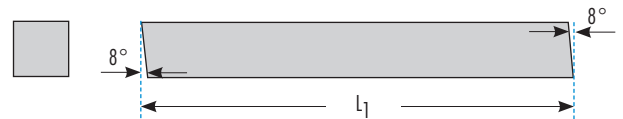
COBALT 10% LATHE TOOL BITS



Ref. CT1

HSSCo
10%DIN
4964B
NORMTOL
h14

SQUARE



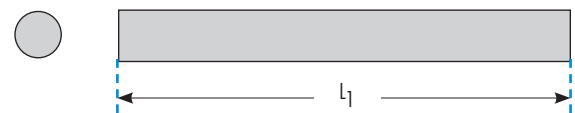
| CT1 | | | | | | | | | |
|--------------|-------|--------------|-------|---------------|-------|---------------|--------|---------------|--------|
| ∅ x L1 mm | € | ∅ x L1 mm | € | ∅ x L1 mm | € | ∅ x L1 mm | € | ∅ x L1 mm | € |
| 4 x 4 x 80 | 12,86 | 6 x 6 x 100 | 17,92 | 8 x 8 x 200 | 45,84 | 12 x 12 x 100 | 50,37 | 16 x 16 x 125 | 119,52 |
| 4 x 4 x 100 | 19,48 | 6 x 6 x 125 | 22,23 | 10 x 10 x 63 | 24,95 | 12 x 12 x 125 | 62,40 | 16 x 16 x 160 | 130,83 |
| 4 x 4 x 150 | 25,92 | 6 x 6 x 160 | 26,10 | 10 x 10 x 80 | 28,20 | 12 x 12 x 160 | 79,81 | 16 x 16 x 200 | 151,27 |
| 4 x 4 x 200 | 36,87 | 6 x 6 x 200 | 32,43 | 10 x 10 x 100 | 39,38 | 12 x 12 x 200 | 92,59 | 18 x 18 x 160 | 149,27 |
| 5 x 5 x 80 | 16,99 | 8 x 8 x 63 | 16,56 | 10 x 10 x 125 | 47,95 | 14 x 14 x 100 | 58,88 | 18 x 18 x 200 | 188,54 |
| 5 x 5 x 100 | 21,60 | 8 x 8 x 80 | 19,36 | 10 x 10 x 160 | 59,43 | 14 x 14 x 125 | 71,58 | 20 x 20 x 160 | 210,90 |
| 5 x 5 x 150 | 30,33 | 8 x 8 x 100 | 24,95 | 10 x 10 x 200 | 71,24 | 14 x 14 x 160 | 96,27 | 20 x 20 x 200 | 229,75 |
| 5 x 5 x 200 | 41,42 | 8 x 8 x 125 | 33,52 | 12 x 12 x 63 | 33,53 | 14 x 14 x 200 | 103,26 | 25 x 25 x 160 | 324,03 |
| 6 x 6 x 80 | 15,74 | 8 x 8 x 160 | 35,97 | 12 x 12 x 80 | 40,18 | 16 x 16 x 100 | 76,51 | 25 x 25 x 200 | 327,25 |



Ref. CT2

HSSCo
10%DIN
4964A
NORMTOL
h8

CYLINDRICAL



| CT2 | | | | | | | | | |
|--------------|-------|--------------|-------|--------------|-------|--------------|-------|--------------|--------|
| ∅ x L1 mm | € | ∅ x L1 mm | € | ∅ x L1 mm | € | ∅ x L1 mm | € | ∅ x L1 mm | € |
| 3 x 100 | 10,25 | 6 x 63 | 11,33 | 8 x 100 | 20,60 | 10 x 100 | 29,40 | 14 x 200 | 122,50 |
| 4 x 63 | 8,65 | 6 x 80 | 14,64 | 8 x 125 | 32,66 | 10 x 160 | 54,96 | 16 x 125 | 63,56 |
| 4 x 80 | 10,62 | 6 x 100 | 17,99 | 8 x 160 | 32,95 | 10 x 200 | 67,89 | 16 x 160 | 87,25 |
| 4 x 100 | 16,90 | 6 x 160 | 26,05 | 8 x 200 | 37,46 | 12 x 80 | 31,44 | 16 x 200 | 111,85 |
| 4 x 150 | 21,18 | 6 x 200 | 28,84 | 9 x 100 | 31,59 | 12 x 100 | 30,81 | 18 x 160 | 168,39 |
| 5 x 63 | 8,65 | 7 x 100 | 27,72 | 9 x 150 | 53,03 | 12 x 125 | 53,08 | 18 x 200 | 215,70 |
| 5 x 80 | 12,74 | 7 x 150 | 37,22 | 9 x 200 | 62,82 | 12 x 160 | 79,42 | 20 x 160 | 195,28 |
| 5 x 100 | 18,87 | 7 x 200 | 33,99 | 10 x 63 | 20,86 | 12 x 200 | 87,84 | 20 x 200 | 217,28 |
| 5 x 150 | 23,81 | 8 x 63 | 12,97 | 10 x 80 | 23,99 | 14 x 160 | 95,55 | 25 x 200 | 492,51 |
| 5 x 200 | 30,08 | 8 x 80 | 17,31 | | | | | | |

COBALT 10% LATHE TOOL BITS



Ref. CT3

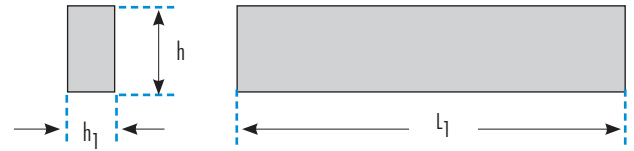
**HSSCo
10%**

**DIN
4964**

**D
NORM**

**TOL
h14**

RECTANGULAR



CT3

| h x h1 x L1 mm | € | h x h1 x L1 mm | € | h x h1 x L1 mm | € | h x h1 x L1 mm | € | h x h1 x L1 mm | € |
|-------------------|-------|-------------------|-------|-------------------|-------|-------------------|--------|-------------------|--------|
| 8 x 4 x 100 | 20,28 | 12 x 8 x 160 | 68,05 | 15 x 5 x 200 | 84,77 | 16 x 10 x 160 | 107,39 | 20 x 10 x 200 | 146,72 |
| 10 x 5 x 160 | 44,46 | 12 x 8 x 200 | 83,46 | 16 x 4 x 80 | 28,71 | 16 x 10 x 200 | 130,98 | 20 x 12 x 160 | 130,19 |
| 10 x 5 x 200 | 53,50 | 15 x 3 x 150 | 52,58 | 16 x 4 x 100 | 35,79 | 20 x 4 x 150 | 82,26 | 20 x 12 x 200 | 162,07 |
| 10 x 6 x 160 | 53,50 | 15 x 3 x 200 | 64,08 | 16 x 4 x 160 | 57,82 | 20 x 4 x 200 | 102,45 | 25 x 6 x 160 | 92,84 |
| 10 x 6 x 200 | 66,08 | 15 x 4 x 150 | 60,43 | 16 x 8 x 160 | 80,23 | 20 x 5 x 160 | 78,66 | 25 x 6 x 200 | 112,47 |
| 12 x 6 x 160 | 57,02 | 15 x 4 x 200 | 73,78 | 16 x 8 x 200 | 97,55 | 20 x 5 x 200 | 97,94 | 25 x 12 x 200 | 212,40 |
| 12 x 6 x 200 | 67,65 | 15 x 5 x 150 | 69,55 | 16 x 10 x 100 | 62,94 | 20 x 10 x 160 | 118,00 | | |



Ref. CT4

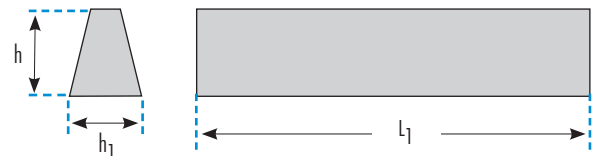
**HSSCo
10%**

**DIN
4964**

**E
NORM**

**TOL
h12**

TRAPEZOID



CT4

| h x h1 x L1 mm | € | h x h1 x L1 mm | € |
|-------------------|-------|-------------------|--------|
| 12 x 3,0 x 160 | 39,66 | 19 x 3,50 x 125 | 59,12 |
| 13 x 2,5 x 100 | 43,46 | 20 x 5,00 x 160 | 84,00 |
| 15 x 2,5 x 100 | 50,29 | 20 x 5,00 x 200 | 116,03 |
| 16 x 4,0 x 160 | 66,78 | 25 x 6,00 x 160 | 108,82 |



Ref. CT5

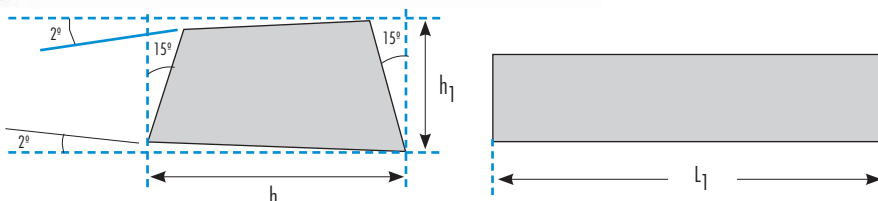
**HSSCo
10%**

**DIN
4964**

**INDEX 1
NORM**

**TOL
h12**

Irregular Trapezoid

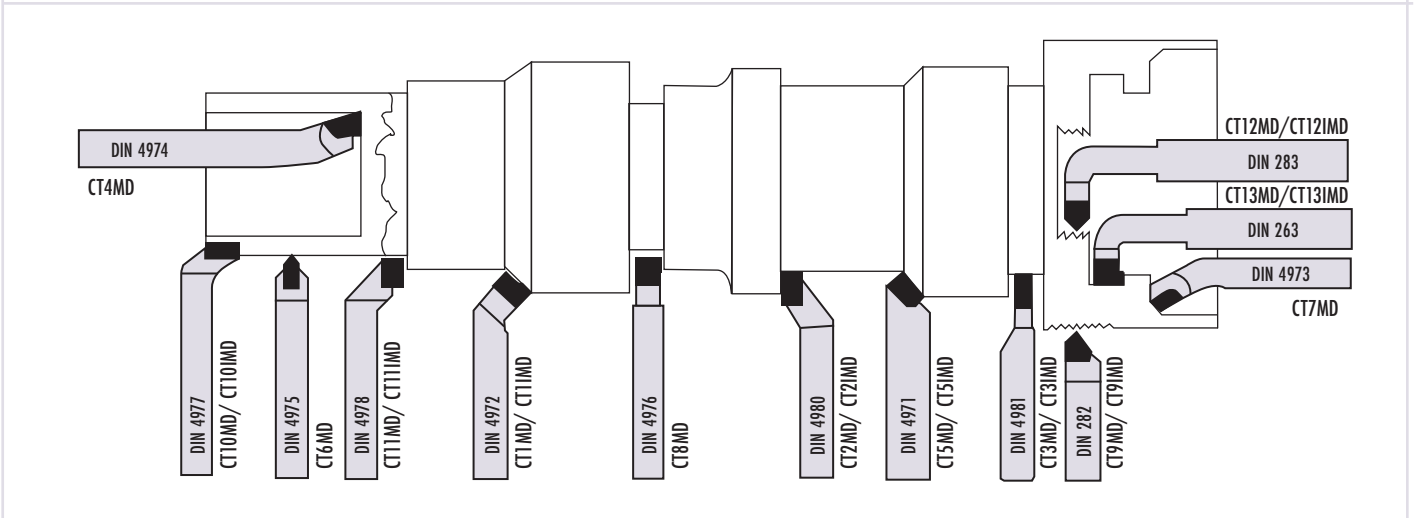


CT5

| h x h1 x L1 mm | € |
|-------------------|-------|
| 13 x 2,5 x 100 | 47,37 |
| 15 x 2,5 x 100 | 51,49 |
| 19 x 3,5 x 125 | 64,44 |

CARBIDE TIPPED LATHE TOOL BITS

LATHE MACHINE OPERATIONS DIAGRAM



* Other sizes available on request.

APPLICATIONS

| | |
|------------|--|
| P20 | Recommended for steel, molten steel, long chip malleable cast iron turning. Wear resistance. |
| K10 | Recommended for grey cast iron, hard cast iron, hardened steel, short chip malleable cast iron, aluminium alloy with silicium, brass and copper turning. |

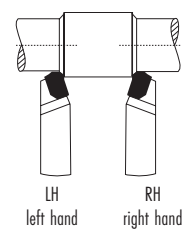
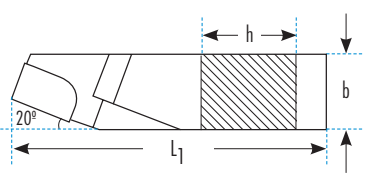
QUALITIES



Ref. CT5MD
Ref. CT5IMD

DIN 4971 **P-20** **K-10** **ISO 1**

FINISHING



| P20 | | K10 | | h x b x L1 mm | € |
|-----------------|------------------|-----------------|------------------|---------------|-------|
| RIGHT HAND | LEFT HAND | RIGHT HAND | LEFT HAND | | |
| CT5MD10x10x90P | CT5IMD10x10x90P | CT5MD10x10x90K | CT5IMD10x10x90K | 10 x 10 x 90 | 11,04 |
| CT5MD12x12x100P | CT5IMD12x12x100P | CT5MD12x12x100K | CT5IMD12x12x100K | 12 x 12 x 100 | 11,87 |
| CT5MD16x16x110P | CT5IMD16x16x110P | CT5MD16x16x110K | CT5IMD16x16x110K | 16 x 16 x 110 | 14,92 |
| CT5MD20x20x125P | CT5IMD20x20x125P | CT5MD20x20x125K | CT5IMD20x20x125K | 20 x 20 x 125 | 20,35 |
| CT5MD25x25x140P | CT5IMD25x25x140P | CT5MD25x25x140K | CT5IMD25x25x140K | 25 x 25 x 140 | 30,12 |

CARBIDE TIPPED LATHE TOOL BITS

Ref. CT1MD
Ref. CT1MD

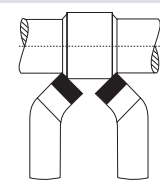
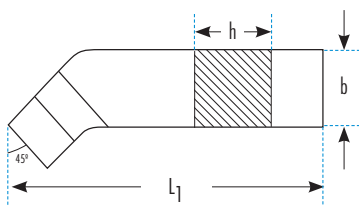
**DIN
4972**

P-20

K-10

**ISO
2**

TAPERING 45°



LH left hand
RH right hand

P20

K10

| RIGHT HAND | LEFT HAND | RIGHT HAND | LEFT HAND | h x b x L1 mm | € |
|-----------------|-----------------|-----------------|-----------------|------------------|-------|
| CT1MD12x12x100P | CT1MD12x12x100P | CT1MD12x12x100K | CT1MD12x12x100K | 12 x 12 x 100 | 13,18 |
| CT1MD16x16x110P | CT1MD16x16x110P | CT1MD16x16x110K | CT1MD16x16x110K | 16 x 16 x 110 | 16,42 |
| CT1MD20x20x125P | CT1MD20x20x125P | CT1MD20x20x125K | CT1MD20x20x125K | 20 x 20 x 125 | 20,86 |
| CT1MD25x25x140P | CT1MD25x25x140P | CT1MD25x25x140K | CT1MD25x25x140K | 25 x 25 x 140 | 29,51 |

Ref. CT7MD

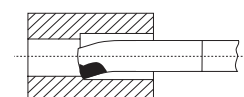
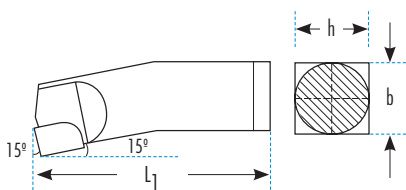
**DIN
4973**

P-20

K-10

**ISO
8**

REAMING



RH right hand

P20

K10

| RIGHT HAND | RIGHT HAND | h x b x L1 mm | € |
|-----------------|-----------------|------------------|-------|
| CT7MD8x8x125P | CT7MD8x8x125K | 8 x 8 x 125 | 15,78 |
| CT7MD10x10x125P | CT7MD10x10x125K | 10 x 10 x 125 | 16,26 |
| CT7MD12x12x180P | CT7MD12x12x180K | 12 x 12 x 180 | 16,73 |
| CT7MD16x16x210P | CT7MD16x16x210K | 16 x 16 x 210 | 18,76 |
| CT7MD20x20x250P | CT7MD20x20x250K | 20 x 20 x 250 | 24,37 |
| CT7MD25x25x300P | CT7MD25x25x300K | 25 x 25 x 300 | 38,38 |

Ref. CT4MD

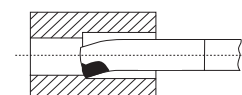
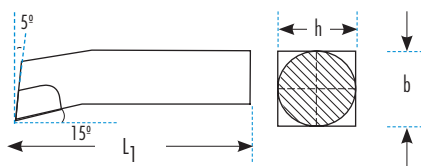
**DIN
4974**

P-20

K-10

**ISO
9**

REAMING



RH right hand

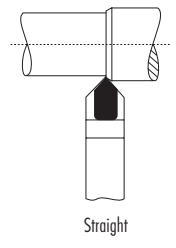
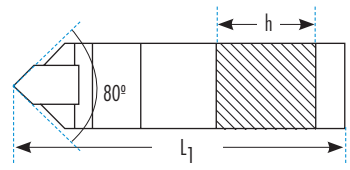
P20

K10

| RIGHT HAND | RIGHT HAND | h x b x L1 mm | € |
|-----------------|-----------------|------------------|-------|
| CT4MD8x8x125P | CT4MD8x8x125K | 8 x 8 x 125 | 16,26 |
| CT4MD10x10x150P | CT4MD10x10x150K | 10 x 10 x 150 | 16,06 |
| CT4MD12x12x180P | CT4MD12x12x180K | 12 x 12 x 180 | 17,03 |
| CT4MD16x16x210P | CT4MD16x16x210K | 16 x 16 x 210 | 20,28 |
| CT4MD20x20x250P | CT4MD20x20x250K | 20 x 20 x 250 | 25,63 |
| CT4MD25x25x300P | CT4MD25x25x300K | 25 x 25 x 300 | 38,93 |
| CT4MD32x32x355P | CT4MD32x32x355K | 32 x 32 x 355 | 68,53 |

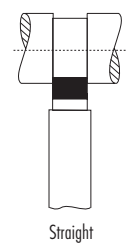
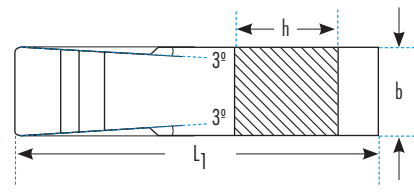
CARBIDE TIPPED LATHE TOOL BITS

Ref. CT6MD **DIN 4975** **P-20** **K-10** **ISO 10** **FINISHING**



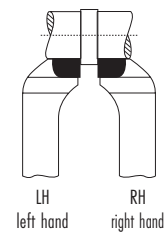
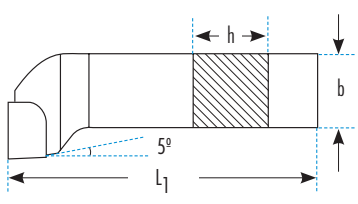
| P20 | | K10 | | h x b x L1 mm | € |
|-----------------|-----------------|---------------|----------|---------------|---|
| STRAIGHT | STRAIGHT | STRAIGHT | STRAIGHT | | |
| CT6MD16x10x110P | CT6MD16x10x110K | 16 x 10 x 110 | 12,16 | | |
| CT6MD20x12x125P | CT6MD20x12x125K | 20 x 12 x 125 | 14,08 | | |
| CT6MD25x16x140P | CT6MD25x16x140K | 25 x 16 x 140 | 17,94 | | |
| CT6MD32x20x170P | CT6MD32x20x170K | 32 x 20 x 170 | 40,32 | | |

Ref. CT8MD **DIN 4976** **P-20** **K-10** **ISO 4** **WIDTH GROOVING**



| P20 | | K10 | | h x b x L1 mm | € |
|-----------------|-----------------|---------------|----------|---------------|---|
| STRAIGHT | STRAIGHT | STRAIGHT | STRAIGHT | | |
| CT8MD16x10x110P | CT8MD16x10x110K | 16 x 10 x 110 | 14,60 | | |
| CT8MD20x12x125P | CT8MD20x12x125K | 20 x 12 x 125 | 16,02 | | |
| CT8MD25x16x140P | CT8MD25x16x140K | 25 x 16 x 140 | 22,58 | | |
| CT8MD32x20x170P | CT8MD32x20x170K | 32 x 20 x 170 | 33,30 | | |

Ref. CT10MD **DIN 4977** **P-20** **K-10** **ISO 5** **FRONT CUTTING**



| P20 | | K10 | | h x b x L1 mm | € |
|------------------|------------------|------------------|------------------|---------------|-------|
| RIGHT HAND | LEFT HAND | RIGHT HAND | LEFT HAND | | |
| CT10MD10x10x90P | CT10MD10x10x90P | CT10MD10x10x90K | CT10MD10x10x90K | 10 x 10 x 90 | 12,31 |
| CT10MD12x12x100P | CT10MD12x12x100P | CT10MD12x12x100K | CT10MD12x12x100K | 12 x 12 x 100 | 14,10 |
| CT10MD16x16x110P | CT10MD16x16x110P | CT10MD16x16x110K | CT10MD16x16x110K | 16 x 16 x 110 | 15,48 |
| CT10MD20x20x125P | CT10MD20x20x125P | CT10MD20x20x125K | CT10MD20x20x125K | 20 x 20 x 125 | 19,87 |
| CT10MD25x25x140P | CT10MD25x25x140P | CT10MD25x25x140K | CT10MD25x25x140K | 25 x 25 x 140 | 30,58 |

CARBIDE TIPPED LATHE TOOL BITS

Ref. CT11MD
Ref. CT11IMD

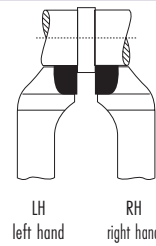
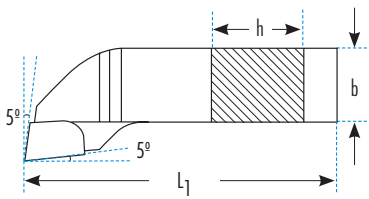
DIN
4978

P-20

K-10

ISO
3

LATERAL CUTTING



| P20 | | K10 | | h x b x L1 mm | € |
|------------------|------------------|------------------|------------------|------------------|-------|
| RIGHT HAND | LEFT HAND | RIGHT HAND | LEFT HAND | | |
| CT11MD10x10x90P | CT11MD10x10x90P | CT11MD10x10x90K | CT11MD10x10x90K | 10 x 10 x 90 | 13,50 |
| CT11MD12x12x100P | CT11MD12x12x100P | CT11MD12x12x100K | CT11MD12x12x100K | 12 x 12 x 100 | 15,90 |
| CT11MD16x16x110P | CT11MD16x16x110P | CT11MD16x16x110K | CT11MD16x16x110K | 16 x 16 x 110 | 17,68 |
| CT11MD20x20x125P | CT11MD20x20x125P | CT11MD20x20x125K | CT11MD20x20x125K | 20 x 20 x 125 | 26,21 |
| CT11MD25x25x140P | CT11MD25x25x140P | CT11MD25x25x140K | CT11MD25x25x140K | 25 x 25 x 140 | 43,30 |

Ref. CT2MD
Ref. CT2IMD

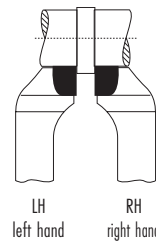
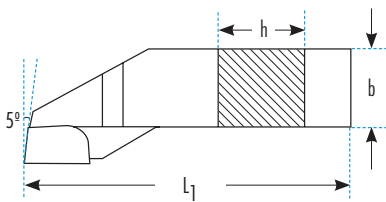
DIN
4980

P-20

K-10

ISO
6

TURNING 90°



| P20 | | K10 | | h x b x L1 mm | € |
|-----------------|------------------|-----------------|------------------|------------------|-------|
| RIGHT HAND | LEFT HAND | RIGHT HAND | LEFT HAND | | |
| CT2MD10x10x90P | CT2IMD10x10x90P | CT2MD10x10x90K | CT2IMD10x10x90K | 10 x 10 x 90 | 11,94 |
| CT2MD12x12x100P | CT2IMD12x12x100P | CT2MD12x12x100K | CT2IMD12x12x100K | 12 x 12 x 100 | 13,22 |
| CT2MD16x16x110P | CT2IMD16x16x110P | CT2MD16x16x110K | CT2IMD16x16x110K | 16 x 16 x 110 | 16,06 |
| CT2MD20x20x125P | CT2IMD20x20x125P | CT2MD20x20x125K | CT2IMD20x20x125K | 20 x 20 x 125 | 21,36 |
| CT2MD25x25x140P | CT2IMD25x25x140P | CT2MD25x25x140K | CT2IMD25x25x140K | 25 x 25 x 140 | 31,10 |

Ref. CT3MD
Ref. CT3IMD

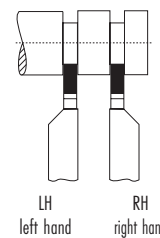
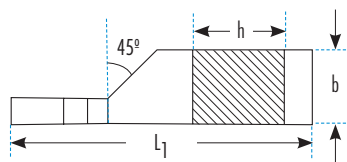
DIN
4981

P-20

K-10

ISO
7

GROOVING / PARTING



| P20 | | K10 | | h x b x L1 mm | € |
|-----------------|------------------|-----------------|------------------|-------------------|-------|
| RIGHT HAND | LEFT HAND | RIGHT HAND | LEFT HAND | | |
| CT3MD12x08x100P | CT3IMD12x08x100P | CT3MD12x08x100K | CT3IMD12x08x100K | 12 x 8 x 100 x 3 | 12,36 |
| CT3MD16x10x110P | CT3IMD16x10x110P | CT3MD16x10x110K | CT3IMD16x10x110K | 16 x 10 x 110 x 4 | 13,50 |
| CT3MD20x12x125P | CT3IMD20x12x125P | CT3MD20x12x125K | CT3IMD20x12x125K | 20 x 12 x 125 x 5 | 15,61 |
| CT3MD25x16x140P | CT3IMD25x16x140P | CT3MD25x16x140K | CT3IMD25x16x140K | 25 x 16 x 140 x 6 | 20,70 |

CARBIDE TIPPED LATHE TOOL BITS

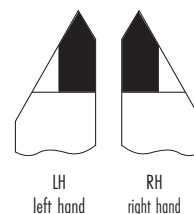
Ref. CT9MD
Ref. CT9IMDDIN
282

P-20

K-10

ISO
12

EXTERNAL THREAD CUTTING



P20

K10

| RIGHT HAND | LEFT HAND | RIGHT HAND | LEFT HAND | h x b x L1 mm | € |
|-----------------|------------------|-----------------|------------------|------------------|-------|
| CT9MD16x10x120P | CT9IMD16x10x120P | CT9MD16x10x120K | CT9IMD16x10x120K | 16 x 10 x 120 | 15,47 |
| CT9MD20x12x140P | CT9IMD20x12x140P | CT9MD20x12x140K | CT9IMD20x12x140K | 20 x 12 x 140 | 18,12 |
| CT9MD25x16x160P | CT9IMD25x16x160P | CT9MD25x16x160K | CT9IMD25x16x160K | 25 x 16 x 160 | 23,60 |

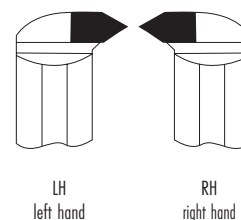
Ref. CT12MD
Ref. CT12IMDDIN
283

P-20

K-10

ISO
13

THREAD INTERNAL CUTTING



P20

K10

| RIGHT HAND | LEFT HAND | RIGHT HAND | LEFT HAND | h x b x L1 mm | € |
|------------------|-------------------|------------------|-------------------|------------------|-------|
| CT12MD10x10x140P | CT12IMD10x10x140P | CT12MD10x10x140K | CT12IMD10x10x140K | 10 x 10 x 140 | 25,31 |
| CT12MD12x12x160P | CT12IMD12x12x160P | CT12MD12x12x160K | CT12IMD12x12x160K | 12 x 12 x 160 | 25,75 |
| CT12MD16x16x180P | CT12IMD16x16x180P | CT12MD16x16x180K | CT12IMD16x16x180K | 16 x 16 x 180 | 33,84 |
| CT12MD20x20x210P | CT12IMD20x20x210P | CT12MD20x20x210K | CT12IMD20x20x210K | 20 x 20 x 210 | 40,19 |
| CT12MD25x25x250P | CT12IMD25x25x250P | CT12MD25x25x250K | CT12IMD25x25x250K | 25 x 25 x 250 | 56,98 |

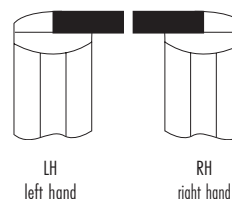
Ref. CT13MD
Ref. CT13IMDDIN
263

P-20

K-10

ISO
11

GROOVING / PARTING



P20

K10

| RIGHT HAND | LEFT HAND | RIGHT HAND | LEFT HAND | h x b x L1 mm | € |
|------------------|-------------------|------------------|-------------------|------------------|-------|
| CT13MD12x12x160P | CT13IMD12x12x160P | CT13MD12x12x160K | CT13IMD12x12x160K | 12 x 12 x 160 | 26,53 |
| CT13MD16x16x180P | CT13IMD16x16x180P | CT13MD16x16x180K | CT13IMD16x16x180K | 16 x 16 x 180 | 33,17 |
| CT13MD20x20x210P | CT13IMD20x20x210P | CT13MD20x20x210K | CT13IMD20x20x210K | 20 x 20 x 210 | 41,88 |
| CT13MD25x25x250P | CT13IMD25x25x250P | CT13MD25x25x250K | CT13IMD25x25x250K | 25 x 25 x 250 | 52,62 |