

2026 PRICE LIST
GROSS PRICE 2025 **+7%**
Effective from 4 May 2026

BLUE-MASTER[®]
by *celesa*



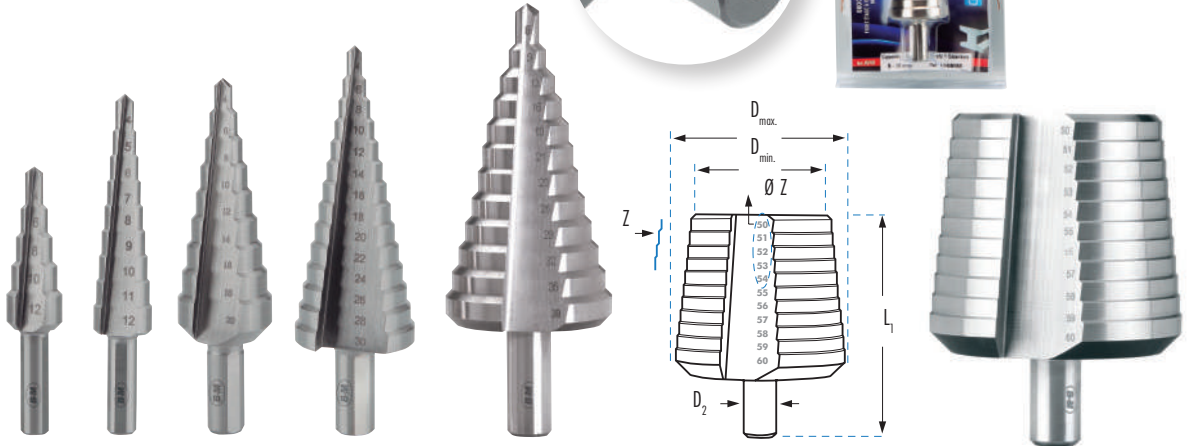
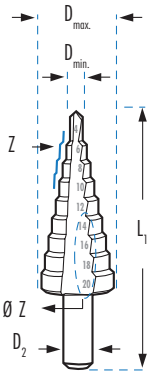
COUNTERSINKS

HSS STRAIGHT FLUTED STEP DRILLS

HSS

Ø ≥ 3

Ref. AV40



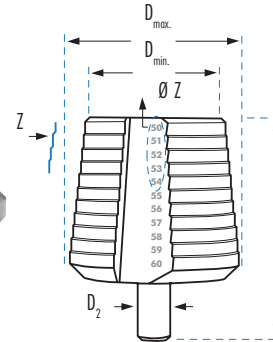
BM1

BM2

BM3

BM4

BM5



AV40

	D min. mm	D max. mm	D2 mm	L1 mm	Z	Ø Z mm min - max	HSS	TiN
							€	€
AV40BM1B	4,0	12,0	6,0	65	5	4-6-8-10-12	40,72	64,25
AV40BM2B	4,0	12,0	6,0	65	9	4-5-6-7-8-9-10-11-12	41,77	64,62
AV40BM3B	4,0	20,0	8,0	69	9	4-6-8-10-12-14-16-18-20	53,55	82,48
AV40BM4B	4,0	30,0	10,0	96	14	4-6-8-10-12-14-16-18-20-22-24-26-28-30	87,84	133,90
AV40BM14	4,0	39,0	10,0	107	13	4-6-9-12-15-18-21-24-27-30-33-36-39	217,94	336,55
AV40BM16B	5,0	28,0	10,0	69	7	5-8-8-11,8-15,3-19-24,5-28	101,09	159,09
AV40BM35B	5,0	35,0	13,0	80	13	5-7-10-12-15-17-20-22-25-27-30-32-35	130,87	190,28
AV40BM11B	6,0	25,0	10,0	65	7	6-9-12-16-20-22,50-25	82,55	111,11
AV40BM10B	6,0	26,7	10,0	75	8	6-9-11,40-14-17,25-19-21,25-26,75	160,73	252,93
AV40BM17B	6,0	30,5	10,0	80	9	6-9-12,5-15,2-18,6-20,4-22,5-28,3-30,5	170,65	268,53
AV40BM12B	6,0	32,0	10,0	75	9	6-9-12-16-20-22,5-25-28,5-32	116,51	140,22
AV40BM18B	6,0	37,0	10,0	100	12	6-9-12,5-15,2-18,6-20,4-22,5-26-28,3-30,5-34-37	189,65	293,96
AV40BM5B	6,0	38,0	10,0	96	12	6-9-13-16-19-21-23-26-29-32-35-38	204,62	271,25
AV40BM13	6,0	40,0	13,0	105	16	6-11-17-23-29-30-31-32-33-34-35-36-37-38-39-40	282,17	319,36
AV40BM15B	6,5	32,5	10,0	79	9	6,50-8,50-10,50-12,50-16,50-20,50-25,50-29-32,50	134,90	189,06
AV40BM20	6,5	40,5	10,0	96	11	6,50-8,50-10,50-12,50-16,50-20,50-25,50-29	211,49	332,81
						32,50-36,50-40,50		
AV40BM21B	7,0	20,0	10,0	80	12	7-10-11-12-13-14-15-16-17-18-19-20	84,62	133,16
AV40BM22B	10,0	30,0	13,0	83	12	10-20-21-22-23-24-25-26-27-28-29-30	132,46	207,81
AV40BM25B	12,0	20,0	8,0	66	9	12-13-14-15-16-17-18-19-20	78,46	105,01
AV40BM26B	20,0	30,0	10,0	78	11	20-21-22-23-24-25-26-27-28-29-30	114,45	161,23
AV40BM27	30,0	40,0	10,0	78	11	30-31-32-33-34-35-36-37-38-39-40	171,42	220,70
AV40BM28	40,0	50,0	13,0	85	11	40-41-42-43-44-45-46-47-48-49-50	245,06	341,55
AV40BM29	50,0	60,0	13,0	85	11	50-51-52-53-54-55-56-57-58-59-60	308,77	383,55

FOR TUBES IN GAS THREAD

AV40BM6B	6,0	32,0	10,0	75	8	6-9-11,20(1/8)-14,50(1/4)-18,20(3/8)-22,30(1/2)-27,90(3/4)-32	120,88	165,71
----------	-----	------	------	----	---	---	--------	--------

FOR BLIND RIVETS M3 - M4 - M5 - M6 - M7

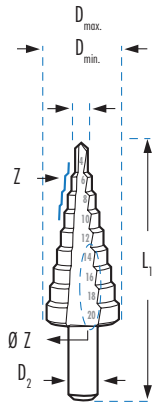
AV40BM7B	4,8	10,6	6,0	54	5	4,80-6,40-7,20-9,60-10,65	39,39	56,20
----------	-----	------	-----	----	---	---------------------------	-------	-------

FOR ELECTRICAL CONDUCTIONS (OLD & NEW NORMS)

AV40PG21B	PG7	PG21	13,0	70	11	6,5-8,5-10,5-12,5(PG7)-15,2(PG9)-18,6(PG11) 20,4(PG13,5)-22,5(PG16)-25,5-18,3(PG21)-30,5	133,11	188,18
AV40PG29B	PG7	PG29	13,0	81	14	6,5-9-11-12,5(PG7)-15,2(PG9)-18,6(PG11)-20,4(PG13,5) 22,5(PG16)-26-28,3(PG21)-30,5-33-35-37(PG29)	171,96	241,23
AV40BM8B	8,5	32,5	10,0	70	12	8,5-10,5-12,5-14,5-16,5-18,5-20,5-23,5-25,5 28-30,5-32,5	100,91	146,22
AV40BM9B	8,5	40,5	12,0	84	16	8,5-10,5-12,5-14,5-16,5-18,5-20,5-23,5-25,5 28-30,5-32,5-34,5-36,5-38,5-40,5	143,69	216,55

HSSCo STRAIGHT FLUTED STEP DRILLS

HSSCo **INOX** Ref. AVC40



Countersinks

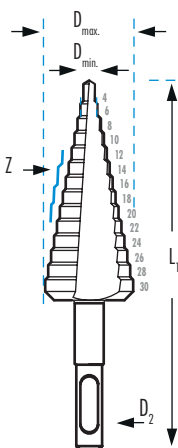
Pink

	D min. mm	D max. mm	D2 mm	L1 mm	Z	Ø Z mm min - max	AVC40	
							HSSCo €	TiN €
AVC40BM1B	4,0	12,0	6,0	65	5	4-6-8-10-12	50,08	76,78
AVC40BM2B	4,0	12,0	6,0	65	9	4-5-6-7-8-9-10-11-12	52,88	92,74
AVC40BM3B	4,0	20,0	8,0	69	9	4-6-8-10-12-14-16-18-20	64,94	105,07
AVC40BM4B	4,0	30,0	10,0	96	14	4-6-8-10-12-14-16-18-20-22-24-26-28-30	100,59	164,70
AVC40BM18B	6,0	37,0	10,0	100	12	6-9-12,5-15,2-18,6-20,4-22,5-26-28,3-30,5-34-37	205,94	309,27

HSS STRAIGHT FLUTED STEP DRILLS SDS-PLUS

NEW **HSS** **SDS Plus**

Ref. AV40BMSDS



BMSDS1 BMSDS2 BMSDS3 BMSDS4

	D min. mm	D max. mm	D2 mm	L1 mm	Z	Ø Z mm min - max	AV40BMSDS	
							HSS €	TiN €
AV40BMSDS1B	4,0	12,0	8,8	95,5	5	4-6-8-10-12	43,16	68,11
AV40BMSDS2B	4,0	12,0	8,8	95,5	9	4-5-6-7-8-9-10-11-12	44,27	68,50
AV40BMSDS3B	4,0	20,0	8,8	104,0	9	4-6-8-10-12-14-16-18-20	56,76	87,43
AV40BMSDS4B	4,0	30,0	8,8	126,0	14	4-6-8-10-12-14-16-18-20-22-24-26-28-30	93,11	141,93

HSS SPIRAL FLUTED STEP DRILLS

HSS

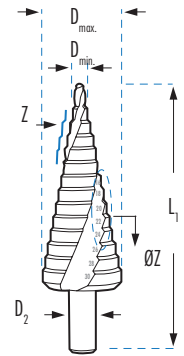
Ref. AV42



BM2

BM3

BM4



	D min. mm	D max. mm	D2 mm	L1 mm	Z	Ø Z mm min - max	AV42	
							HSS €	TiN €
AV42BM1B	4,0	12,0	6,0	65	5	4-6-8-10-12	45,71	65,46
AV42BM2B	4,0	12,0	6,0	68	9	4-5-6-7-8-9-10-11-12	46,17	68,17
AV42BM3B	4,0	20,0	8,0	69	9	4-6-8-10-12-14-16-18-20	61,59	95,30
AV42BM4B	4,0	30,0	10,0	96	14	4-6-8-10-12-14-16-18-20-22-24-26-28-30	101,51	151,72
AV42BM5B	6,0	38,0	10,0	96	12	6-9-13-16-19-21-23-26-29-32-35-38	218,71	285,25
AV42BM11B	6,0	25,0	10,0	65	7	6-9-12-16-20-22,50-25	85,98	119,36
AV42BM12B	6,0	32,0	10,0	75	9	6-9-12-16-20-22,5-25-28,5-32	124,60	159,36
AV42BM13	6,0	40,0	13,0	105	16	6-11-17-23-29-30-31-32-33-34-35-36-37-38-39-40	288,78	326,36
AV42BM8B	8,5	32,5	10,0	70	12	8,5-10,5-12,5-14,5-16,5-18,5-20,5-23,5 25,5-28-30,5-32,5	113,18	155,25
AV42BM9B	8,5	40,5	12,0	84	16	8,5-10,5-12,5-14,5-16,5-18,5-20,5-23,5 25,5-28-30,5-32,5-34,5-36,5-38,5-40,5	177,98	231,55

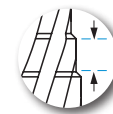
HSS SPIRAL FLUTED MEGA-STEP DRILLS



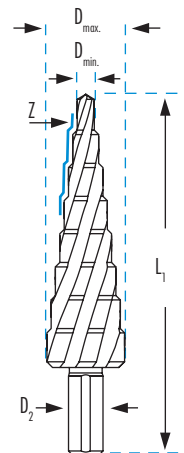
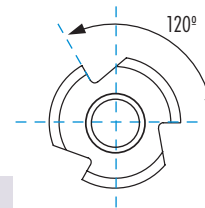
Ref. AV42BM7



AV42BM702B AV42BM703B AV42BM704B



STEP 10 mm

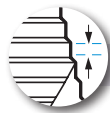
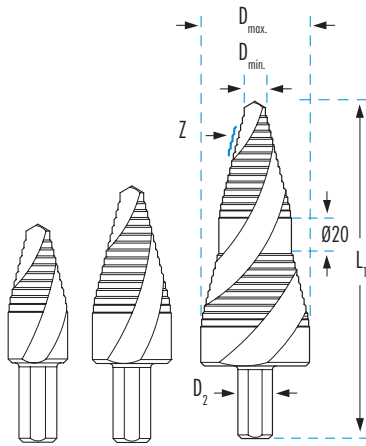


	D min. mm	D max. mm	D2 mm	L1 mm	Z	Ø Z mm min - max	AV42	
							HSS €	TiN €
AV42BM702B	6,0	12,0	6,0	105	7	6-7-8-9-10-11-12	45,95	51,05
AV42BM703B	6,0	20,0	10,0	120	8	6-8-10-12-14-16-18-20	72,11	80,12
AV42BM704B	6,0	27,0	12,0	125	8	6-9-12-15-18-21-24-27	94,88	105,42

HSS SPIRAL FLUTED STEP DRILLS



STEP CUT



STEP 2 mm



AV40BM37



AV40BM38



AV40BM36

	D min. mm	D max. mm	D ₂ mm	L ₁ mm	Z	Ø Z mm min - max	AV40BM	
							HSS €	TiN €
AV40BM37B	6,0	15,0	9,5	55	11	6-7-8-9-10-11-12-13-14-14,5-15	27,75	36,42
AV40BM38B	6,0	20,0	9,5	65	16	6-7-8-9-10-11-12-13-14-15-16-17-18-19-19,5-20	41,49	57,02
AV40BM36B	6,0	30,0	9,5	93	27	6-7-8-9-10-11-12-13-14-15-16-17-18-19-19,5-20-21-22-23-24-25-26-27-28-29-29,5-30	102,31	147,33

1/4" HEXAGONAL SHANK

	D min. mm	D max. mm		L ₁ mm	Z	Ø Z mm min - max	AV41	
							HSS €	TiN €
AV41BM2B	4,0	12,0	1/4"	72	9	4-5-6-7-8-9-10-11-12	46,17	68,17
AV41BM3B	4,0	20,0	1/4"	81	9	4-6-8-10-12-14-16-18-20	61,59	95,30
AV41BM4B	4,0	30,0	1/4"	105	14	4-6-8-10-12-14-16-18-20-22-24-26-28-30	101,51	151,72



Ref. AV41BM2B

SHORT SERIES max. 2mm thick

	D min. mm	D max. mm	D ₂ mm	L ₁ mm	Z	Ø Z mm min - max	AV41C	
							HSS €	TiN €
AV41CBM2B	4,0	12,0	6,0	48	9	4-5-6-7-8-9-10-11-12	50,94	68,37
AV41CBM3B	4,0	20,0	8,0	58	9	4-6-8-10-12-14-16-18-20	63,24	88,36
AV41CBM4B	4,0	30,0	10,0	72	14	4-6-8-10-12-14-16-18-20-22-24-26-28-30	103,10	158,74



Ref. AV41CBM3B

HSS SPIRAL FLUTED STEP DRILLS

HSS

Countersinks

Pink

STRAIGHT FLUTED FOR ELECTRICIANS

	DIN	D min. mm	D max. mm	D2 mm	L1 mm	Z	Ø Z mm min - max	AV45	
								HSS €	TiN €
AV45BM0B	60423	5,3	30,5	10,0	79	9	5,3-7-9-10,5-14,5-18,5-23,5-27-30,5	180,94	233,33
AV45BM2B	60423	5,3	38,5	10,0	96	11	5,3-7-9-10,5-14,5-18,5-23,5-27-30,5-34,5-38,5	217,59	274,91



Ref. AV45BM2B

3 STRAIGHT FLUTED

	D min. mm	D max. mm	D2 mm	L1 mm	Z	Ø Z mm min - max	AV43	
							HSS €	TiN €
AV43BM1B	4,0	12,0	6,0	65	9	4-5-6-7-8-9-10-11-12	47,58	75,36
AV43BM2B	4,0	20,0	8,0	75	9	4-6-8-10-12-14-16-18-20	65,23	101,07
AV43BM3B	4,0	30,0	10,0	100	14	4-6-8-10-12-14-16-18-20-22-24-26-28-30	100,54	164,44



Ref. AV43BM3B

STEP DRILL WITH INTERCHANGEABLE PILOT DRILL

	D min. mm	D max. mm	D2 mm	L1 mm	Z	Ø Z mm min - max	AV4	
							HSS €	
AV4BM3040	30,0	40,0	13,0	76	11	30-31-32-33-34-35-36-37-38-39-40	165,83	
AV4BM4050	40,0	50,0	13,0	76	11	40-41-42-43-44-45-46-47-48-49-50	239,52	
AV4BM5060	50,0	60,0	13,0	76	11	50-51-52-53-54-55-56-57-58-59-60	304,05	



Ref. AV4BM3040

PILOT DRILLS



	DESCRIPTION	BAV4BM €
BAV4BM	10X35mm	10,73

HSS & HSSCo TUBE AND SHEET DRILLS

HSS

HSSCo

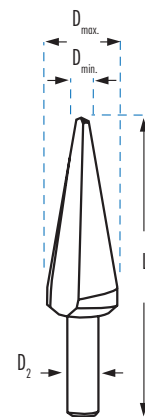
Ref. AV30
Ref. AVC30



118°



D min. mm	D max. mm	D2 mm	L1 mm		AV30		AVC30		
					HSS	TiN	HSSCo	TiN	
					€	€	€	€	
3,0	14,0	6,0	58	AV30BM0B	20,13	40,23	AVC30BM0B	37,26	48,67
3,0	22,5	8,0	85	AV30BM8B	55,65	100,85			
3,0	31,0	10,0	102	AV30BM5B	88,99	133,36			
5,0	25,4	10,0	87	AV30BM9B	63,28	120,89			
6,0	20,0	8,0	63	AV30BM1B	28,40	58,71	AVC30BM1B	49,40	75,03
16,0	30,0	10,0	79	AV30BM2B	54,93	97,15	AVC30BM2B	81,51	108,68
26,0	40,0	13,0	86	AV30BM3B	113,65	177,97	AVC30BM3B	164,73	228,88
36,0	50,0	13,0	89	AV30BM4	167,40	258,22			
40,0	61,0	13,0	98	AV30BM6	277,32	431,87			



* The references ended in B are supplied in blister packaging

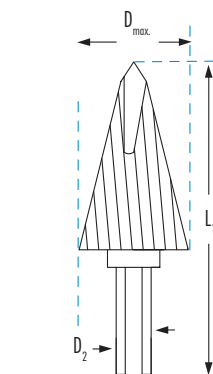
HSS TUBE & SHEET DRILLS

HSS

Ref. AG
Countersink Drill for tube and metal and light alloy sheets, also for plastic materials. Suitable up to 5mm depth.

HSS

Ref. AV31



TUBE AND SHEET DRILLS

SPIRAL FLUTED WITH STOPPER

	D max. mm	D2 mm	L1 mm	N° Z	AG
					HSS
					€
AG2500	25,0	8,0	72	20	28,42
AG3200	32,0	10,0	81	30	42,67
AG4500	45,0	10,0	94	36	70,48

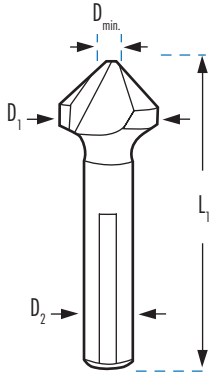
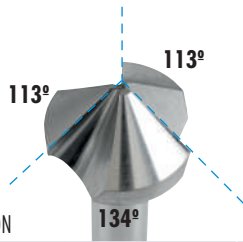
	D min. mm	D max. mm	D2 mm	L1 mm	AV31	
					HSS	TiN
					€	€
AV31BMOB	3,0	7,8	6,0	48	32,26	48,82
AV31BM1B	3,0	10,2	6,0	52	42,36	66,41
AV31BM2B	3,0	11,8	6,0	56	47,14	83,31

NEW

**DIN
335C**



ANTI-VIBRATION



Price list
2025

+7%

PRICE LIST 2026

Effective from 4 May 2026

				AV66	AV67	AV99	AV55	AV6MD	AV66MD	AV55MD
MATERIAL				HSSCo	HSSCo	HSSCo	HSSCo	CARBIDE	CARBIDE	CARBIDE
COATING					TiAlN	TiAlN				
APPLICATION										
				3Z	3Z	3Z	5Z	3Z	3Z	5Z
D1 mm	D min. mm	D2 mm	L1 mm	€	€	€	€	€	€	€
4,30	1,3	4,0	40					67,74		
5,30	1,5	4,0	40					65,22		
6,00	1,5	5,0	45					67,39		
6,30	1,5	5,0	45	22,46	29,19	41,70	4Z 29,19	72,86	81,35	4Z 101,69
8,00	2,0	6,0	50			54,96		77,62		
8,30	2,0	6,0	50	24,19	31,44	56,25	4Z 31,44	82,78	92,43	4Z 115,53
10,00	2,5	6,0	50			60,36		85,56		
10,40	2,5	6,0	50	29,11	37,85	63,85	4Z 37,85	90,29	100,81	4Z 126,01
11,50	2,8	8,0	56			68,55				
12,40	2,8	8,0	56	31,10	40,43	69,41	40,43	94,15	105,12	131,40
14,40	2,4	8,0	56	37,36	48,57					
15,00	3,2	10,0	60	43,21	56,18	85,86		98,06		
16,50	3,2	10,0	60	43,65	56,74	96,83	56,74	103,11	115,13	143,91
19,00	3,5	10,0	63			109,80				
20,50	3,5	10,0	63	57,73	75,05	119,75	75,05	142,97	159,63	199,54
23,00	3,8	10,0	67			130,15				
25,00	3,8	10,0	67	79,28	103,06	140,91	103,06	233,30	260,48	325,59
31,00	4,2	12,0	71	110,16	143,21	170,32	143,21	263,25	293,92	367,40
40,00	6,5	13,0	80	231,79	301,32	324,82		457,06*		
50,00	5,0	16,0	125	355,36	461,97					

* Shank 16 mm



Anti-vibration variable cut countersinks.

Latest-generation countersinks improve the quality of the finishing during operation and extend its lifetime.

The slight asymmetry in the countersink cuts increases performance and significantly reduces vibrations during operation.

The arrangement of the cuts in the countersink contributes to a progressive cutting operation, increases the performance of the tool, improving the final finishing and minimizing irregularities.

The three drag planes prevent slipping, ensuring a firm hold of the countersink in the chuck, avoiding possible slipping and sliding during use.

The anti-slip triangle shank ensures a firm hold of the countersink in the chuck, avoiding possible slipping and sliding during use.

**HARDOX
500**

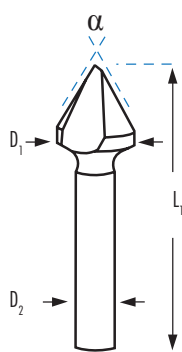
Countersinking of HARDOX500 and extremely hard materials.

For countersinking of high hardness and HARDOX500 materials, the AV55 and AV55MD 5Z countersinks are recommended.

Operating instructions: In this type of materials, it is important that before starting to rotate the countersink to start cutting, the tool is already in contact with the material. Subsequently, it starts to rotate and increases speed progressively as it begins to penetrate the material. In this way, any initial crash which can damage the tool is avoided

60°, 75°, 120° HSS COUNTERSINKS

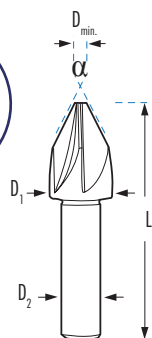
3Z



				AV8		AV9		AV10	
MATERIAL				HSS		HSS		HSS	
DIN				DIN 334C		NORM CELESA		NORM CELESA	
POINT ANGLE				60°		75°		120°	
D1 mm	D mín. mm	D2 mm	L1 mm		€		€		€
6,30	1,5	5,0	45	AV80630	20,66	AV90630	15,90	AV100630	16,93
8,00	2,0	6,0	50	AV80800	22,71				
8,30	2,0	6,0	50			AV90830	21,68	AV100830	23,33
10,00	2,5	6,0	50	AV81000	24,77				
10,40	2,5	6,0	50			AV91040	25,62	AV101040	27,26
12,40	2,8	8,0	56	AV81250	27,47	AV91240	28,30	AV101240	32,64
16,50	3,2	10,0	60	AV81600	35,13	AV91650	35,50	AV101650	41,30
20,50	3,5	10,0	63	AV82000	49,58	AV92050	52,26	AV102050	60,93
25,00	3,8	10,0	67	AV82500	69,20	AV92500	65,88	AV102500	76,85
40,00	6,5	13,0	67	AV84000	158,97	AV94000	143,33	AV104000	168,91

60°, 90° & 120° MULTICUTTING COUNTERSINKS

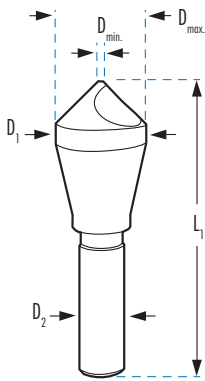
5Z



				AV12		AV11		AV13				
MATERIAL				HSS		HSS		HSS				
DIN				DIN 334A		DIN 335A		DIN 347A				
POINT ANGLE				60°		90°		120°				
D1 mm	D mín. mm	D2 mm	Nº Z	L1 mm	€	L1 mm	€	L1 mm	€			
8,00	2,5	8,0	5	AV120800	48	18,06	AV110800	44	13,58	AV130800	44	17,99
12,50	2,8	8,0	5	AV121250	52	25,27	AV111250	48	19,89	AV131250	48	26,42
16,00	3,0	10,0	5	AV121600	60	42,39	AV111600	56	33,39	AV131600	56	44,32
20,00	3,5	10,0	5	AV122000	64	54,68	AV112000	60	43,01	AV132000	60	57,14
25,00	3,5	10,0	5	AV122500	69	76,54	AV112500	65	60,21	AV132500*	65	77,73

* D2: 12,00 mm

HSS & HSSCo DEBURRING COUNTERSINKS



Countersinks

Pink

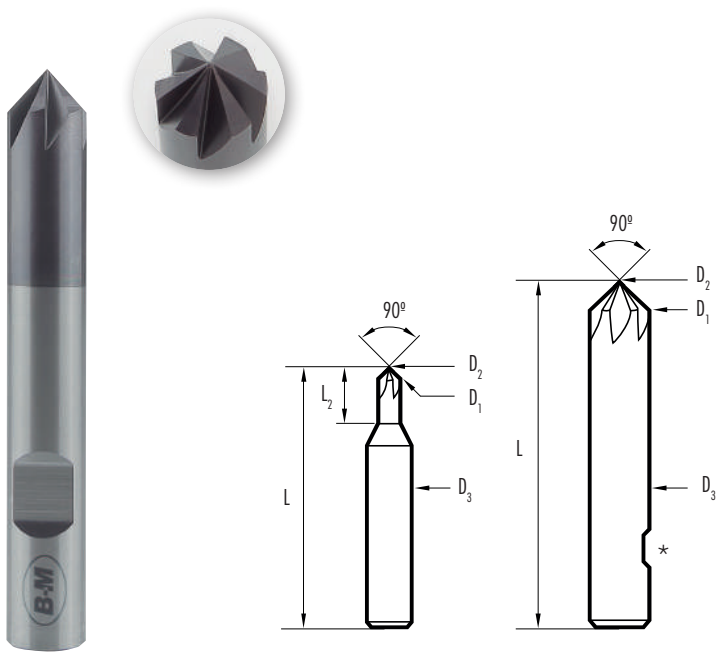
					AV1	AV1T	AV2	AV2T	AV1-60					
MATERIAL					HSS	HSS	HSSCo	HSSCo	HSS					
COATING						TiN		TiN						
POINT ANGLE					90°	90°	90°	90°	60°					
D1 mm	Dmin mm	Dmax mm	D2 mm	L1 mm	€	€	€	€	€					
6,35	2,0	5,0	6,35	45	AV100	14,74	AV100T	26,63	AV200	25,05	AV200T	42,14	AV100-60	26,40
10,00	2,0	5,0	6,00	45	AV101	18,17	AV101T	27,85	AV201	25,87	AV201T	42,14	AV101-60	32,98
14,00	6,0	13,0	8,00	50	AV102	22,70	AV102T	39,15	AV202	30,13	AV202T	52,54	AV102-60	40,04
20,00	8,0	18,0	10,00	65	AV103	40,64	AV103T	70,00	AV203	53,86	AV203T	88,93	AV103-60	45,67
27,00	11,0	25,0	12,00	85	AV104	72,64	AV104T	115,07	AV204	87,76	AV204T	140,10	AV104-60	79,57
30,00	12,0	28,0	15,00	95	AV105	122,59	AV105T	218,37	AV205	139,43	AV205T	240,73	AV105-60	130,40
35,00	14,0	33,0	15,00	100	AV106	188,28	AV106T	299,01	AV206	233,61	AV206T	404,84	AV106-60	206,65
40,00	16,0	38,0	15,00	110	AV107	259,96	AV107T	424,96	AV207	268,79	AV207T	433,74	AV107-60	280,07
45,00	18,0	42,0	15,00	120	AV108	344,44	AV108T	516,12	AV208	403,95	AV208T	575,41	AV108-60	361,96
50,00	20,0	48,0	15,00	130	AV109	415,59	AV109T	600,06	AV209	538,38	AV209T	722,42	AV109-60	441,04

MULTI FLUTES 90° CUTTERS

Ref. FC

TiAIN **SOLID CARBIDE**

D1 mm	D2 mm	L mm	L2 mm	D3 mm	Z	FC	€
0,5	0,1	39,0	3,0	3,0	3	FC0050	65,87
0,6	0,1	39,0	3,0	3,0	3	FC0060	65,87
0,7	0,1	39,0	3,0	3,0	3	FC0070	65,87
0,8	0,1	39,0	3,0	3,0	3	FC0080	65,87
0,9	0,1	39,0	3,0	3,0	3	FC0090	65,87
1,0	0,1	39,0	3,0	3,0	3	FC0100	63,59
1,5	0,1	39,0	4,5	3,0	3	FC0150	63,59
2,0	0,1	39,0	6,0	3,0	3	FC0200	63,59
2,5	0,1	39,0	7,5	3,0	3	FC0250	63,59
3,0	0,1	39,0	-	3,0	3	FC0300	63,59
4,0	0,8	54,0	-	4,0	4	FC0400	65,87
6,0	0,8	57,0	-	6,0*	4	FC0600	69,27
8,0	0,8	63,0	-	8,0*	5	FC0800	76,09
10,00	1,0	72,0	-	10,0*	6	FC1000	90,85
12,00	1,2	83,0	-	12,0*	6	FC1200	134,00
16,00	1,6	92,0	-	16,0*	6	FC1600	239,61
20,00	2,0	104,0	-	20,0*	6	FC2000	438,33



* Flat shank

TAPER SHANK COUNTERSINKS

3Z

Ref. AV17

DIN 335D

HSS



90°

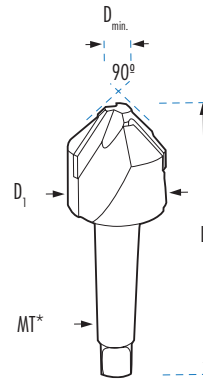
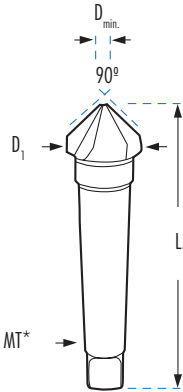
Ref. AV17MD

DIN 335D

CARBIDE TIPPED



90°



AV17

D1 mm	D min. mm	L1 mm	MT*	€
16,50	4,0	90	1	86,57
20,50	3,5	100	2	102,06
25,00	3,8	106	2	103,11
31,00	4,2	112	2	114,77
40,00	10,0	140	3	176,62
50,00	14,0	150	3	222,34
63,00	16,0	180	4	359,49
80,00	22,0	190	4	615,10
100,00	25,0	210	4	1.585,27

AV17MD

D1 mm	D min. mm	L1 mm	MT*	€
63,00	16,0	190	4	1.504,61 *
80,00	22,0	190	4	1.836,84 *

*Till end of stock

TAPER SHANK COUNTERSINKS

MULTI CUTTING

Ref. AV23

DIN 334B



60°

Ref. AV18

DIN 335B



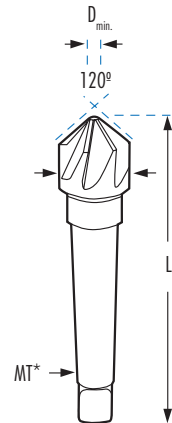
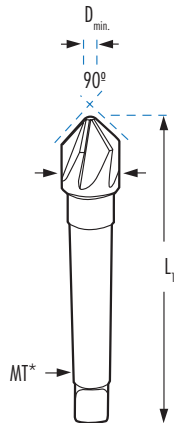
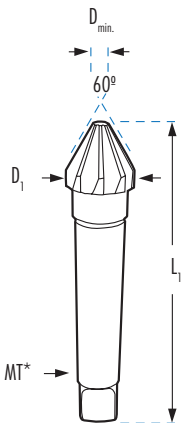
90°

Ref. AV24

DIN 347B



120°



AV23

D1 mm	D min. mm	L1 mm	MT*	Z	HSS	€
16,00	3,2	93	1	7	HSS	65,68
20,00	4,0	116	2	7	HSS	76,89
25,00	7,0	121	2	9	HSS	84,22
31,50	9,0	124	2	9	HSS	115,16
40,00	12,5	150	3	11	HSS	210,77
50,00	16,0	153	3	13	HSS	251,95
63,00	20,0	185	4	15	HSS	385,70
80,00	25,0	196	4	17	HSS	596,10

AV18

D1 mm	D min. mm	L1 mm	MT*	Z	HSS	€
16,00	3,2	93	1	7	HSS	66,99
20,00	4,0	116	2	7	HSS	78,34
25,00	7,0	121	2	9	HSS	85,91
31,50	9,0	124	2	9	HSS	117,50
40,00	12,5	150	3	11	HSS	215,03
50,00	16,0	153	3	13	HSS	256,92
63,00	20,0	185	4	15	HSS	368,86
80,00	25,0	196	4	17	HSS	608,07
100,00	22,0	190	4	20	HSS	1.639,13

AV24

D1 mm	D min. mm	L1 mm	MT*	Z	HSS	€
16,00	3,2	93	1	7	HSS	68,22
20,00	4,0	116	2	7	HSS	79,84
25,00	7,0	121	2	9	HSS	91,69
31,50	9,0	124	2	9	HSS	119,61
40,00	12,5	150	3	11	HSS	190,46
50,00	16,0	153	3	13	HSS	246,01
63,00	20,0	185	4	15	HSS	400,53
80,00	25,0	196	4	17	HSS	619,03
100,00	27,0	210	4	3	HSS	1.624,65

* Morse taper

SINGLE FLUTE COUNTERSINKS

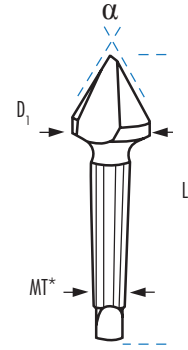
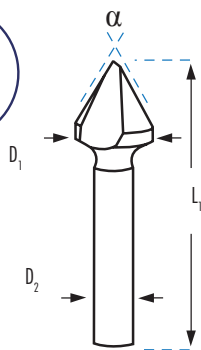

HSS

STRAIGHT SHANK
Ref. AV27
Ref. AV29



HSS

MORSE TAPER SHANK
Ref. AV34
Ref. AV28



AV27

AV29

AV34

AV28

	D1 mm	D2 mm	L1 mm	90° €	60° €
AV270600	6,0	5,0	45	14,18	AV290600 26,16
AV270800	8,0	6,0	46	14,98	AV290800 27,40
AV271000	10,0	8,0	46	15,87	AV291000 28,69
AV271200	12,0	8,0	46	18,48	AV291200 32,23
AV271600	16,0	8,0	46,5	22,01	AV291600 39,24
AV272000	20,0	10,0	47	30,08	AV292000 50,44
AV272500	25,0	10,0	51	39,62	AV292500 79,42
AV273000	30,0	12,0	71	57,15	AV293000 103,72
AV274000	40,0	13,0	89	148,93	AV294000 180,29
AV275000	50,0	13,0	98	183,87	AV295000 269,35

	D1 mm	MT*	L1 mm	90° €	60° €
AV341600	16,0	1	92	68,19	AV281600 65,24
AV342000	20,0	2	107	85,46	AV282000 71,47
AV342500	25,0	2	110	110,05	AV282500 105,97
AV343000	30,0	2	114	125,05	AV283000 139,64
AV344000	40,0	3	145	201,21	AV284000 183,86
AV345000	50,0	3	152	293,81	AV285000 279,21

* Morse taper

3 FLUTED EXTERNAL CHAMFERING COUNTERSINKS

3Z

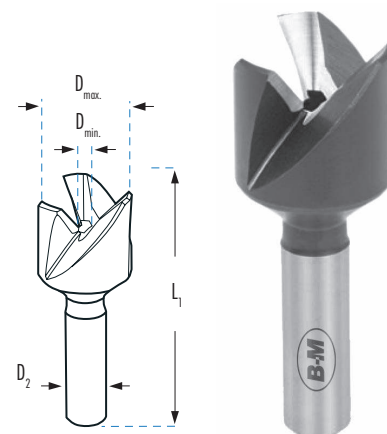
Ref. AVX

HSS



Ref. AVX-60

HSS



AVX

D _{max.} mm	D _{min.} mm	D2 mm	L1 mm		€
12,00	4,0	8,0	55	AVX1	59,35
20,00	8,0	10,0	60	AVX2	110,56
28,00	10,0	13,0	70	AVX3	156,84
40,00	12,0	CM2	125	AVX4	238,00
50,00	15,0	CM3	130	AVX5	332,51

AVX-60

D _{max.} mm	D _{min.} mm	D2 mm	L1 mm		€
8,00	3,0	8,0	55	AVX1-60	63,40
15,00	6,0	10,0	60	AVX2-60	121,66
28,00	10,0	13,0	75	AVX3-60	182,33

EXTERNAL COUNTERSINKS FOR RESTORING STARTING THREADS

Ref. AVEXT

HSS



Min.-Max.		L1 mm		€
M8-M18	1/4"	75	AVEXT	28,11

EXTERNAL CARBIDE COUNTERSINKS FOR RESTORING STARTING THREADS

NEW

Ref. AVMDEXT

SOLID
CARBIDE

INOX



Min.-Max.			€
5-25 mm	1/4"	AVMDEXT	32,36

HSS COUNTERBORES FOR ALLEN SCREWS

STRAIGHT SHANK

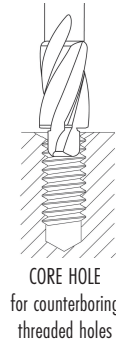
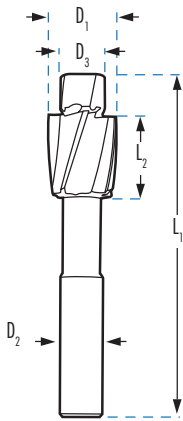
**DIN
373**

HSS

Ref. AV2

NOTE: The guide is not included in the cutting length.

* The core hole is used for counterboring threaded holes.



CORE HOLE
for counterboring
threaded holes



AV2M

AV2MM

AV2GM

ADJUSTMENT	D1 mm	D2 mm	L1 mm	L2 mm		D3 mm	FINE	D3 mm	MEDIUM	D3 mm	THREADED HOLE		
							€		€		€		
M3	6,0	5,0	71	14	AV2M3	3,2	25,59	AV2MM3	3,4	27,70	AV2GM3	2,5	27,70
M4	8,0	5,0	71	14	AV2M4	4,3	25,59	AV2MM4	4,5	27,70	AV2GM4	3,3	27,70
M5	10,0	8,0	80	18	AV2M5	5,3	25,59	AV2MM5	5,5	27,70	AV2GM5	4,2	27,70
M6	11,0	8,0	80	18	AV2M6	6,4	28,84	AV2MM6	6,6	31,22	AV2GM6	5,0	31,22
M7	20,0	12,7	90	20	AV2M7	7,4	53,25						
M8	15,0	12,5	100	22	AV2M8	8,4	35,75	AV2MM8	9,0	38,70	AV2GM8	6,8	38,70
M10	18,0	12,5	100	22	AV2M10	10,5	42,56	AV2MM10	11,0	46,07	AV2GM10	8,5	46,07
M11	22,0	18,8	100	22	AV2M11	11,5	56,65						
M12	20,0	12,5	100	22	AV2M12	13,0	49,65	AV2MM12	14,0	53,75	AV2GM12	10,2	53,75
M14	24,0	12,5	100	22	AV2M14	15,0	77,66	AV2MM14	15,5	84,07	AV2GM14	12,0	84,07
M16	26,0	12,5	100	22	AV2M16	17,0	85,42	AV2MM16	17,5	92,46	AV2GM16	14,0	92,46

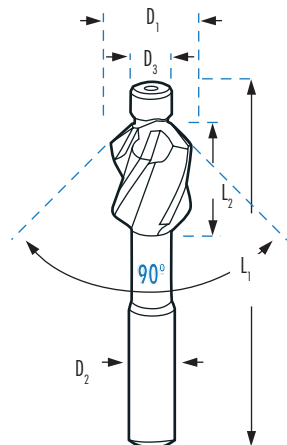
STRAIGHT SHANK

**DIN
1866**

HSS

Ref. AV3

NOTE: The guide is not included in the cutting length.



ADJUSTMENT	D1 mm	D2 mm	L1 mm	L2 mm		D3 mm	FINE
							€
M3	6,3	6,0	71	14,0	AV3M3	3,2	35,00
M4	8,3	8,0	71	14,0	AV3M4	4,3	35,00
M5	10,4	10,0	80	18,0	AV3M5	5,3	35,00
M6	12,4	10,0	80	18,0	AV3M6	6,4	39,77
M8	16,5	12,0	100	22,0	AV3M8	8,4	48,67
M10	20,5	12,0	100	22,0	AV3M10	10,5	52,65
M12	24,5	13,0	110	25,0	AV3M12	13,0	64,18

HSS COUNTERBORES FOR ALLEN SCREWS

Countersinks

Pink

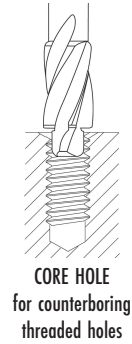
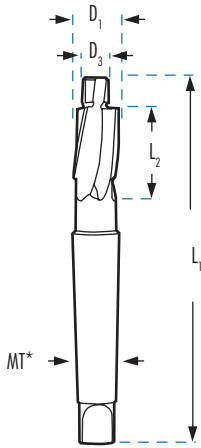
MORSE TAPER SHANK

DIN 375

HSS

Ref. AV5

NOTE: The guide is not included in the cutting length.
* The core hole is used for counterboring threaded holes.



ADJUSTMENT					AV5M			AV5MM			AV5GM		
	D1 mm	MT*	L1 mm	L2 mm	D3 mm	FINE		D3 mm	MEDIUM		D3 mm	THREADED HOLE	
						€			€	€			
M8	15,0	2	132	22	AV5M8	8,4	69,29				AV5GM8	6,8	69,29
M10	18,0	2	140	25	AV5M10	10,5	71,11	AV5MM10	11,0	71,11	AV5GM10	8,5	71,11
M12	20,0	2	140	25	AV5M12	13,0	78,68	AV5MM12	14,0	78,68	AV5GM12	10,2	78,68
M14	24,0	2	150	30	AV5M14	15,0	109,21	AV5MM14	15,5	109,21	AV5GM14	12,0	109,21
M16	26,0	3	180	35	AV5M16	17,0	128,25	AV5MM16	17,5	128,25	AV5GM16	14,0	128,25
M18	30,0	3	180	35	AV5M18	19,0	138,38	AV5MM18	20,0	138,38	AV5GM18	15,5	138,38
M20	33,0	3	190	40	AV5M20	21,0	150,77	AV5MM20	22,0	150,77	AV5GM20	17,5	150,77
M22	36,0	3	190	40	AV5M22	23,0	183,73	AV5MM22	24,0	183,73	AV5GM22	19,5	183,73
M24	40,0	3	190	40	AV5M24	25,0	222,11	AV5MM24	26,0	222,11	AV5GM24	21,0	222,11
M27	46,0	4	255	50	AV5M27	30,0	252,38						
M30	48,0	4	255	50	AV5M30	33,0	305,32						

* Morse taper

ADJUSTMENT: FINE, MEDIUM AND THREADED HOLE

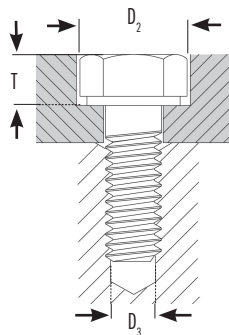
T₁ : For allen screws DIN 84 and DIN 7984

For allen screws DIN 7513 B

For allen screws DIN 7500 B


T₂ : For allen screws DIN 6912

T₃ : For allen screws DIN 912



METRIC THREAD	ADJUSTMENT			D2 mm	T1 mm	T2 mm	T3 mm
	FINE	MEDIUM	THREADED HOLE				
M3	3,2	3,4	2,5	6,0	2,4	--	3,4
M4	4,3	4,5	3,3	8,0	3,2	3,4	4,6
M5	5,3	5,5	4,2	10,0	4,0	4,2	5,7
M6	6,4	6,6	5,0	11,0	4,7	4,8	6,8
M8	8,4	9,0	6,8	15,0	6,0	6,0	6,0
M10	10,5	11,0	8,5	18,0	7,0	7,5	11,0
M12	13,0	13,5	10,2	20,0	8,0	8,5	13,0
M14	15,0	15,5	12,0	24,0	9,0	9,5	15,0
M16	17,0	17,5	14,0	26,0	10,5	11,5	17,5
M18	19,0	20,0	15,5	30,0	11,5	12,5	19,5
M20	21,0	22,0	17,5	33,0	12,5	13,5	21,5
M22	23,0	24,0	19,5	36,0	13,5	14,5	23,5

COUNTERSINKS WITH INTERCHANGEABLE ELEMENTS FOR ALLEN AND TAPERED SCREWS



THE BLUEMASTER SYSTEM

Bluemaster's unique tool system for countersinking and counterboring helps you to increase productivity and decrease your costs.

Our toolholders, counterborers, insert drills and pilots can be combined to fit all types of machines and applications.

With only 1.300 parts, you can easily build more than 1.500.000 special tools.

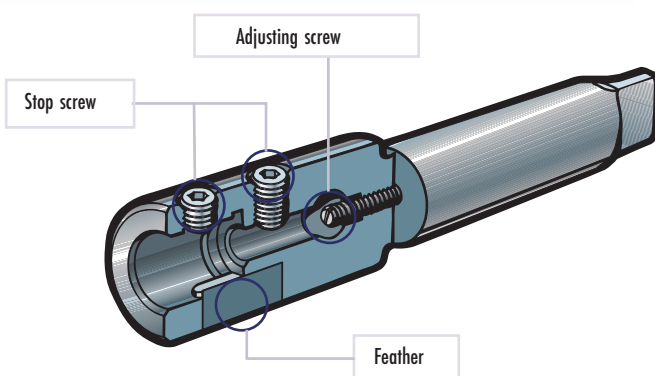
The system has 3 groups of dimensions: **A SERIES, B SERIES and C SERIES.**

All combinations have to be made with elements belonging to the same group. Groups are not interchangeable.

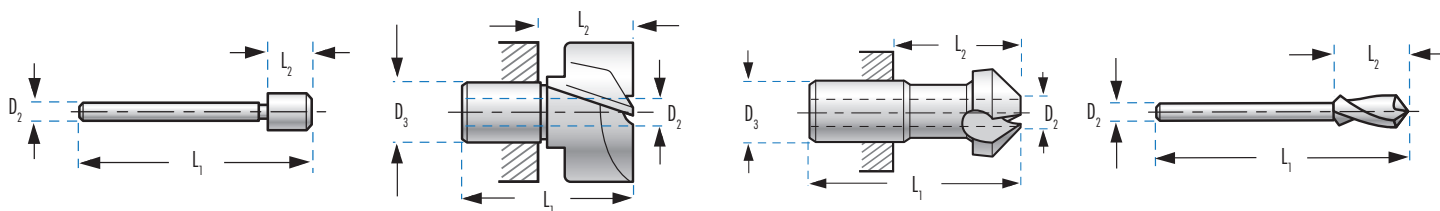
The range of tools available for each group along with recommendations for correct tools selection and cutting data can be found in the following pages.

Important!

- * When using carbide cutters set the axial adjusting screw to contact the shank of inserted pilot or drill.
- * Leave a gap between the shoulder of the pilot drill and the carbide cutting edges to prevent damage by accidental impact.
- * The adjusting screw is also used to extend the lifetime of insert drills after regrinding.




GUIDE, COUNTERBORE, COUNTERSINK AND DRILL DIMENSIONS



	GUIDE				COUNTERBORE					COUNTERSINK					DRILL		
	D2 mm	L1 mm	L2 mm		D3 mm	D2 mm	L1 mm	L2 mm		D3 mm	D2 mm	L1 mm	L2 mm		D2 mm	L1 mm	L2 mm
AGP	4	64	9	APAV-MD-PQ	10	4	40	22	AVC	10	4	40	22	ABP	4	70	15
BGP	6	80	14	BPAV-MD-PQ	14	6	48	28	BVC	14	6	48	28	BBP	6	95	25
CGP	10	110	20	CPAV-MD-PQ	22	10	61	33	CVC	22	10	61	33	CBP	10	125	30

**COUNTERSINKS WITH INTERCHANGEABLES ELEMENTS FOR ALLEN
AND TAPERED SCREWS**

**B
SERIES**

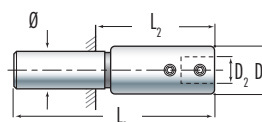
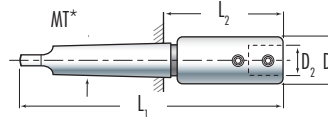


GUIDE		COUNTERBORE		COUNTERBORE		INDEXABLE INSERTS		COUNTERSINK		DRILL	
BGP		BPAV		BPAVMD		BPAVPQ		BVC		BBP	
€	HSS €	CARBIDE €	Without insert	CARBIDE €	90° HSS €	HSS €					
		BPAV1300 157,56	BPAVMD1300 426,39								
		BPAV1350 177,92									
		BPAV1400 157,56	BPAVMD1400 426,39								
		BPAV1450 177,92									BBP0800 112,99
BGP0840	52,52										
BGP0900	52,52	BPAV1500 157,56	BPAVMD1500 426,39					BVC15	195,57		BBP0900 112,99
BGP0680	52,52										
BGP0800	52,52										
BGP1000	52,52	BPAV1550 180,35									
BGP1150	55,62	BPAV1600 166,21	BPAVMD1600 442,25								BBP0840 112,99
BGP1250	57,70	BPAV1650 192,79									BBP0850 112,99
BGP1350	63,57	BPAV1700 173,09	BPAVMD1700 442,25								BBP0950 112,99
BGP1450	64,25	BPAV1750 194,16									BBP1000 128,87
		BPAV1900 199,71	BPAVMD1900 446,08								BBP1050 128,87
BGP1050	55,62										
BGP1100	55,62	BPAV1800 179,67	BPAVMD1800 446,08								
BGP0850	52,52										
BGP1300	63,57										
BGP1400	64,25	BPAV2000 199,71	BPAVMD2000 459,88	BPAVPQ2000	910,15			BVC25	230,13		
BGP1020	55,62										
BGP1500	64,25										
BGP1550	64,25	BPAV2400 236,00	BPAVMD2400 488,57	BPAVPQ2400	911,32			BVC28	267,77		
BGP1200	55,62										
BGP1700	64,25										
BGP1750	64,25	BPAV2600 252,22	BPAVMD2600 491,33	BPAVPQ2600	1.044,89			BVC30	273,66		
BGP1400	64,25										
BGP1900	65,64										
BGP2000	81,89	BPAV3000 340,67	BPAVMD3000 535,91	BPAVPQ3000	1.044,89						
		BPAV3400 402,85	BPAVMD3400 618,08	BPAVPQ3400	1.206,05						

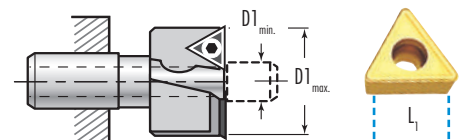
TOOL HOLDERS




BPH						
	D1 mm	D2 mm	L1 mm	L2 mm	MT* Ømm	€
BPHCM1	24	14	123	62	CM1	369,72
BPHCM2	24	14	137	62	CM2	337,57
BPHCM3	24	14	160	66	CM3	369,72
BPH-12	24	14	120	55	Ø12	333,75



INDEXABLE INSERTS



PPQ				
	L1 mm	D1min. Ømm	D1max. Ømm	€
PPQ07	7	20	25	34,56
PPQ10	10	26	33	31,11
PPQ12	12	34	36	31,11

COUNTERSINKS WITH INTERCHANGEABLES ELEMENTS FOR ALLEN
AND TAPERED SCREWSC
SERIES

GUIDE

COUNTERBORE

COUNTERBORE

INDEXABLE INSERTS

COUNTERSINK

DRILL

CGP

CPAV

CPAVMD

CPAVPQ

CVC

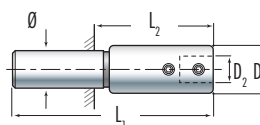
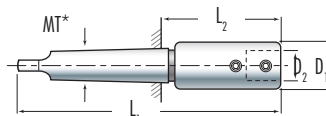
CBP

CGP	€	CPAV	HSS	CPAVMD	CARBIDE	CPAVPQ	Without insert	CARBIDE	CVC	90°	HSS	CBP	HSS
			€		€		€	€		€	€		€
CGP1200	59,77	CPAV2300	286,08	CPAVMD2300	533,12								
CGP1250	59,77	CPAV2400	289,86	CPAVMD2400	527,59								
CGP1300	59,77	CPAV2500	313,40	CPAVMD2500	528,64								
CGP1350	59,77	CPAV2600	319,61	CPAVMD2600	543,15								
CGP1400	70,14	CPAV2700	324,09										
CGP1450	70,14	CPAV2800	330,31	CPAVMD2800	548,33							CBP1700	282,30
CGP1500	70,14	CPAV2900	338,25									CBP1800	318,21
CGP1600	70,14	CPAV3100	367,63									CBP1900	333,75
CGP1650	70,14	CPAV3200	379,72	CPAVMD3200	598,77							CBP2100	361,77
CGP1700	70,14	CPAV3300	383,16									CBP2300	435,34
CGP1900	70,14												
CGP2000	70,14	CPAV3000	342,73	CPAVMD3000	604,65				CVC35	399,06		CBP2000	361,77
CGP1550	70,14												
CGP2100	78,09												
CGP2200	78,09	CPAV3400	387,00	CPAVMD3400	642,66	CPAVPQ3400	1.247,19		CVC37	422,22		CBP2200	403,56
CGP1750	70,14												
CGP1850	70,14	CPAV3500	405,29										
CGP2300	78,09												
CGP2400	78,09	CPAV3600	410,14	CPAVMD3600	660,27	CPAVPQ3600	1.247,19		CVC37	422,22		CBP2400	444,70
CGP1950	70,14												
CGP2500	78,09												
CGP2600	96,04	CPAV4000	476,13	CPAVMD4000	731,44	CPAVPQ4000	1.275,92		CVC40	448,82			
CGP2100	78,09												
CGP2200	78,09	CPAV4500	587,38			CPAVPQ4500	1.299,22						
CGP2050	78,09	CPAV5000	853,08			CPAVPQ5000	1.520,17						
		CPAV5500	898,68			CPAVPQ5500	1.795,45						
		CPAV6000	947,04			CPAVPQ6000	1.795,45						
		CPAV6500	1.065,23			CPAVPQ6500	2.053,27						

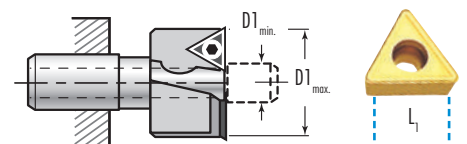
TOOL HOLDERS



	D1 mm	D2 mm	L1 mm	L2 mm	MT* Ømm	CPH
						€
CPHCM2	36	22	160	85	CM2	486,81
CPHCM3	36	22	180	87	CM3	459,88
CPHCM4	36	22	206	89	CM4	515,50
CPHCM5	36	22	240	91	CM5	1.134,34
CPH-12	36	22	140	71	Ø20	333,75



INDEXABLE INSERTS



	L1 mm	D1min. Ømm	D1max. Ømm	PPQ
				€
PPQ12	12	34	45	31,11
PPQ17	17	<46		48,20

STEP DRILLS AND TUBE & SHEET DRILL SETS

HSS & HSSCo TUBE AND SHEET DRILL SETS

Countersinks

Pink



Ref. PAV6CM2

Blue Plastic

- Light, rigid and robust
- Transparent window
- Reinforced plastic and shock-resistant rubber

P References beginning with "P" are supplied in a plastic case.



Ref. PAV40BM2313

Metal Classic




- High resistance metal drill box

M



Ref. AV40BM234

Ref. AV6CM3

AV40	Ref.	U.	CONTENT	HSS	TiN
				€	
 HSS	PAV40BM234	3	P AV40BM2 (4-12 mm) AV40BM3 (4-20 mm) AV40BM4 (4-30 mm)	192,40	290,24
	PAV40BM235	3	P AV40BM2 (4-12 mm) AV40BM3 (4-20 mm) AV40BM5 (6-38 mm)	309,18	427,57
	PAV40BM2313	3	P AV40BM2 (4-12 mm) AV40BM3 (4-20 mm) AV40BM13 (6-40 mm)	386,72	475,50
	AV40BM234	3	M AV40BM2 (4-12 mm) AV40BM3 (4-20 mm) AV40BM4 (4-30 mm)	192,40	290,24
	AV40BM22122	3	M AV40BM2 (4-12 mm) AV40BM21 (7+10-20mm) AV40BM22 (10+20-30mm)	268,09	416,01
AVC40				HSSCo	TiN
HSSCo	AVC40BM234	3	M AVC40BM2 (4-12 mm) AVC40BM3 (4-20 mm) AVC40BM4 (4-30 mm)	227,65	371,75
AV42				HSSCo	TiN
HSSCo	AV42BM234	3	M AV42BM2 (4-12 mm) AV42BM3 (4-20 mm) AV42BM4 (4-30 mm)	218,50	324,43
AV30				HSS	TiN
 HSS	AV30BM012	3	M AV30BM0 (3-14 mm) AV30BM1 (6-20 mm) AV30BM2 (16-30 mm)	118,93	205,33
AVC30				HSSCo	TiN
 HSSCo	AVC30BM012	3	M AVC30BM0 (3-14 mm) AVC30BM1 (6-20 mm) AVC30BM2 (16-30 mm)	171,33	241,36



AV40BM2 AV40BM3 AV40BM4 AV40BM5 AV40BM13

AVC40BM2 AVC40BM3 AVC40BM4



AV42BM2 AV42BM3 AV42BM4



AV30BM0 AV30BM1 AV30BM2

AVC30BM0 AVC30BM1 AVC30BM2

COUNTERSINKS SETS



AV16	Ref.	Pcs.		CONTENT	€
HSS	AV16CM1	6	M	Ø 6 - 8 - 10 11,5 - 15 - 19 mm	229,08
	AV16CM2	6	M	Ø 6,3 - 8,3 - 10,4 12,4 - 16,5 - 20,5 mm	234,81
TiN	AV16CM3	7	M	Ø 6,3 - 8,3 - 10,4 12,4 - 16,5 - 20,5 - 25 mm	307,72



Ref. PAV6CM2


Ref. AV16CM3



AV6	Ref.	Pcs.		CONTENT	€
HSS	AV6CM1	6	M	Ø 6 - 8 - 10 11,5 - 15 - 19 mm	145,16
	AV6CM2	6	M	Ø 6,3 - 8,3 - 10,4 12,4 - 16,5 - 20,5 mm	143,06
	AV6CM3	7	M	Ø 6,3 - 8,3 - 10,4 12,4 - 16,5 - 20,5 - 25 mm	196,11
	PAV6CM2	6	P	Ø 6,3 - 8,3 - 10,4 12,4 - 16,5 - 20,5 mm	143,06



AV7	Ref.	Pcs.		CONTENT	€
HSSCo	AV7CM1	6	M	Ø 6 - 8 - 10 11,5 - 15 - 19 mm	173,41
	AV7CM2	6	M	Ø 6,3 - 8,3 - 10,4 12,4 - 16,5 - 20,5 mm	171,79
	AV7CM3	7	M	Ø 6,3 - 8,3 - 10,4 12,4 - 16,5 - 20,5 - 25 mm	237,12
	PAV7CM2	6	P	Ø 6,3 - 8,3 - 10,4 12,4 - 16,5 - 20,5 mm	171,79



AV66	Ref.	Pcs.		CONTENT	€
HSSCo	PAV66CM2	6	P	Ø 6,3 - 8,3 - 10,4 12,4 - 16,5 - 20,5 mm	208,23



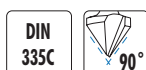
AV67	Ref.	Pcs.		CONTENT	€
HSSCo	PAV67CM2	6	P	Ø 6,3 - 8,3 - 10,4 12,4 - 16,5 - 20,5 mm	270,70



AV55	Ref.	Pcs.		CONTENT	€
HSSCo	PAV55CM2	6	P	Ø 6,3 - 8,3 - 10,4 12,4 - 16,5 - 20,5 mm	270,70



AV6MD	Ref.	Pcs.		CONTENT	€
CARBIDE	PAV6MDCM2	6	P	Ø 6,3 - 8,3 - 10,4 12,4 - 16,5 - 20,5 mm	586,17




AV55MD	Ref.	Pcs.		CONTENT	€
CARBIDE	PAV55MDCM2	6	P	Ø 6,3 - 8,3 - 10,4 12,4 - 16,5 - 20,5 mm	818,08




AV66MD	Ref.	Pcs.		CONTENT	€
	PAV66MDCM2	6	P	Ø 6,3 - 8,3 - 10,4 12,4 - 16,5 - 20,5 mm	654,47

METALLIC COUNTERSINK SETS

DIN
334C

AV8	Ref.	Pcs.		CONTENT	€
	AV8CM2	6	M	Ø 6,3 - 8 - 10 12,5 - 16 - 20 mm	217,46
HSS	AV8CM3	7	M	Ø 6,3 - 8,0 - 10 12,5 - 16 - 20 - 25 mm	281,14

NORM
CELESA

AV9	Ref.	Pcs.		CONTENT	€
	AV9CM1	6	M	Ø 6,3 - 8,3 - 10,4 12,4 - 16,5 - 20,5 mm	222,42
HSS	AV9CM5	7	M	Ø 6,3 - 8,3 - 10,4 12,4 - 16,5 - 20,5 - 25 mm	287,82

* Other boxes on request AV99, etc.

 90°

AV1	Ref.	Pcs.		CONTENT	€
HSS	AV1S2	5	M	Ø 10 - 14 20 - 27 - 30 mm	314,70

HSS DIN
373

AV2M	Ref.	Pcs.		CONTENT	€
FINE	AV2M3-10	6	M	M3-M4-M5-M6-M8-M10	187,85
	AV2M3-12	7	M	M3-M4-M5-M6-M8-M10-M12	241,26

AV2MM	Ref.	Pcs.		CONTENT	€
MEDIUM	AV2M3-10M	6	M	M3-M4-M5-M6-M8-M10	203,37
	AV2M3-12M	7	M	M3-M4-M5-M6-M8-M10-M12	261,17

AV2GM	Ref.	Pcs.		CONTENT	€
CORE	AV2M3-10G	6	M	M3-M4-M5-M6-M8-M10	203,37
	AV2M3-12G	7	M	M3-M4-M5-M6-M8-M10-M12	261,17




AV8 AV9 AV10



Ref. AV10CM6

NORM
CELESA

AV10	Ref.	Pcs.		CONTENT	€
	AV10CM1	6	M	Ø 6,3 - 8,3 - 10,4 12,4 - 16,5 - 20,5 mm	250,23
HSS	AV10CM6	7	M	Ø 6,3 - 8,3 - 10,4 12,4 - 16,5 - 20,5 - 25 mm	309,74



AV1



AV2 AV2MM AV2GM


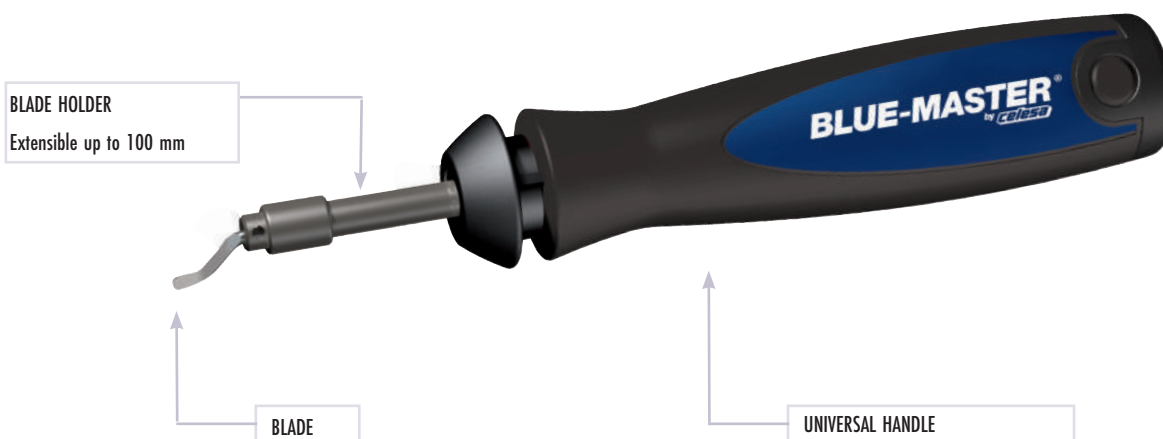


Ref. AV2M3-10

PRECISION DEBURRING TOOLS

BLUEMASTER DEBURRING TOOL

Deburring Tools remove chip and burrs created around the edge and corners in every piece made of metal, plastic and wood. They are made of three pieces: BLADE + BLADE HOLDER + UNIVERSAL HANDLE



B SET

JRB1

Content B:

Ref. RB10



Ref. RBB1

Ref. RB20



Ref. RBB


Blister: 33,63 €

C SET

JRB2

Content C:

Ref. RC42



Ref. RBB1



Ref. RBC

Blister: 61,24 €

D SET

JRB3

Content D:

Ref. RD80MD



Ref. RBB1



Ref. RBD

Blister: 96,54 €

E SET

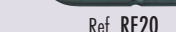
JRB4

Content E:


Ref. RE10




Ref. RE20



Ref. RE30



Ref. RBB1



Ref. RBE

Blister: 37,45 €



PRECISION DEBURRING TOOLS

**GROUP
B**

BLADE HOLDER GROUP B



Valid for deburring blades Group B

RBB

11,80 €

BLADES GROUP B



Deburring blade
Short series: Steel, Aluminium, Plastic

RB10*

Blister 10 U.: **2,18 €/U.**



Punching carbide tipped blade

RB50*

Blister 1 U.: **38,85 €**



Bidirectional deburring blade
Short series: Brass, Cast iron

RB20

Blister 10 U.: **2,18 €/U.**



Long blade used for
deburring till 20 mm. depth
back-edge created after drilling.

RB60*

Blister 10 U.: **5,16 €/Ud**



Double edge deburring blade
4 mm. depth holes

RB30

Blister 10 U.: **2,18 €/U.**



Outside edges deburring blade

RB70MD*

Blister 1 U.: **44,20 €**

**GROUP
C**

BLADE HOLDER GROUP C



Valid for deburring blades Group C

RBC


Blister 1 U.: **11,80 €**

BLADES GROUP C



RC40*

Blister 1 U.: **24,06 €**



RC42*

Blister 1 U.: **29,93 €**

*Till end of stock

**GROUP
D**

BLADE HOLDER GROUP D



Valid for deburring blades Group D

RBD

Blister 1 U.: **11,80 €**

BLADES GROUP D



RD80MD*

Blister 1 U.: **62,90 €**

Solid carbide blade used in "V" shaped
edges till 3 mm. (6 Working edges).



RD82MD*

Blister 1 U.: **98,61 €**

Solid carbide blade used in "V" shaped
edges till 8 mm. (2 Working edges).

*Till end of stock

UNIVERSAL HANDLE

General purpose
Valid for the following blade holders:
RBB / RBC / RBD / RBE / RBF

**RBB1**Blister 1 ud.: **15,51 €**

PRECISION DEBURRING TOOLS

**GROUP
E**

BLADE HOLDER GROUP E



Ø3,2mm

Valid for deburring blades Group E

RBEBlister 1 ud.: **11,80 €**

BLADES GROUP E



Deburring blade for inside & outside
Long series: Steel, Aluminium, Plastic

RE10Blister 10 ud.: **2,67 €/Ud**

Valid for 90° edges: Keyways,...

RE35Blister 10 ud.: **2,86 €/Ud**

Bidirectional deburring blade
Long series: Brass, Cast iron

RE20Blister 10 ud.: **2,67 €/Ud**

Double edge closed deburring blade for 4
mm. depth holes.

RE30Blister 10 ud.: **2,67 €/Ud**

Long blade used for deburring till
20mm depth back-edge created
after drilling.

RE60*Blister 5 ud.: **3,75 €/Ud****GROUP
F**


BLADE HOLDER GROUP F




Valid for deburring blades Group F

RBFBlister 1 ud.: **11,80 €**

BLADES GROUP F (Thread M05 x 0,80)



HSS counterbore blade 12 mm.

RF12Blister 1 ud.: **26,55 €**

HSS counterbore blade 30 mm.

RF30Blister 1 ud.: **88,72 €**

HSS counterbore blade 20 mm.

RF20Blister 1 ud.: **51,32 €**